



0845 223 2124



uniononline.co.uk

UNION

ASSA ABLOY

Trade catalogue



Performance you can trust

How to order

Existing customer?

Place an order by email:
csdorders@assaabloy.com

Or visit uniononline.co.uk
and click SHOP

New customer?

Contact us today to set up
an account.

email: csdorders@assaabloy.com
or call: 0845 223 2124



Contents

Door closers & exit hardware



- 10** Door controls
- 16** Panic and emergency hardware
- 22** Fire door kits

Locks & cylinders



- 28** Latches
- 36** Lever locks
- 46** Cylinder lockcases
- 58** Push button locks
- 62** Rim locks
- 70** Cylinders
- 78** Padlocks

Door furniture



- 86** Jigtech
- 108** Handles & knobs
- 166** Antique furniture
- 178** Hinges
- 191** Gate furniture
- 201** Cabinet furniture
- 213** UPVC/windows
- 220** Accessories



0845 223 2124



uniononline.co.uk

UNION

ASSA ABLOY

UNION better together

Our brand has grown to include a larger family of UNION hardware products and brands over time, including high-performance and design-led architectural ironmongery and door security solutions from Dale Hardware, Excel Architectural Hardware and the fast fit door handle and latch fitting system Jigtech.

Jigtech

JIGTECH™

Excel

Dale

UNION

Our promise to you

Our promise to you is performance you can trust.
We achieve this by delivering on four key commitments:



Specialist expertise

Get the job done right - first time, every time with solutions that are fast to fit and built to last



Innovative design

Creating solutions that are designed to look good, work great and perform better

Performance you can trust

Product confidence

Guaranteed peace of mind with industry-leading warranties, testing labs and product accreditation

Altogether easier

Products designed to integrate together to simplify installation so projects are easier and faster to complete





UNION grew out of a family business set up in 1840 in Willenhall – the heart of the British lock-making industry for over four centuries.

Our story



For 180 years...

UNION has been manufacturing high quality, trade respected, British designed and engineered door hardware.

Over that time, we have evolved, adapted and grown to become a larger family that designs with excellence in mind, manufactures with pride and strives to make the lives of our customers simpler and more assured.

Our ambition is to make it even easier for customers to access and install our quality, reliable product range and give them confidence and trust for total peace of mind.

Today, the distinguished UNION brand provides an extensive range of architectural products for commercial and contract applications and is widely recognised in over 80 countries.

UNION
Performance you can trust



0845 223 2124



uniononline.co.uk

UNION

ASSA ABLOY

Customer commitment



All your hardware needs

Extensive range of door hardware designed for a range of applications



British designed

180 years of British engineering in Willenhall, the lock capital of Europe



Exclusive trade terms

Exclusive pricing and online account management




Guarantees

Peace of mind with industry-leading product assurance



Product availability

Thousands of everyday trade products in stock



Proud to be members of:



Swatches

Our extensive collection of door hardware comes in a range of finishes to suit the needs of any door or project. Swatches are provided as a quick reference guide to help with selection, actual finish may vary.

	AB Antique bronze		GOLD Gold		SF Self colour
	ALU Aluminium		GREY Grey		SIL Silver
	ANB Antique brass		MAB Matt antique brass		SN Satin nickel
	ANT Antique		MN Matt nickel		SNP Satin nickel plated
	BEECH Beech		NP Nickel plate		SS Stainless steel
	BLK Black		ORB Oil rubbed bronze		SSS Satin stainless steel
	BLX Brasslux		PAA Polished anodised aluminium		STEEL Steel
	BNKL Black nickel		PB Polished brass		WH White
	BR Brass		PC Polished chrome		ZP Zinc plate
	BROWN Brown		PCP Polished chrome plate	Dual finishes	
	BZ Bright zinc		PEB Polished electro brass		PB/SS Polished brass/ stainless steel
	BZP Bright zinc plate		PINE Pine		PCP/BNKL Polished chrome plate/ black nickel
	CH Chrome		PSS Polished stainless steel		PCP/EB Polished chrome/ electro brass
	CREAM Cream		SAA Satin anodised aluminium		PCP/SCP Polished chrome/ satin chrome
	DMG Dark metal grey		SB Satin brass		PSS/SSS Polished stainless steel/ satin stainless steel
	EB Electro brass		SC Satin chrome		SNP/PCP Satin nickel plate/ polished chrome plate
	GALV Galvanised		SCP Satin chrome plate		



Door closers & exit hardware

- 10 Door controls
- 16 Panic and emergency hardware
- 22 Fire door kits



Door closers are important to safely close a door in a controlled way. Meeting all the necessary fire safety standards, we offer an extensive range of products for every kind of application, from overhead door closers to concealed door closers, plus hold-open solutions too. No matter the weight or size of a door, we can help.

Types of door closers

Overhead door closers:

Designed to fit on the face of a door or frame- our overhead closers are all fully CE marked and fire door tested in all three fitting positions.

Concealed door closers:

Fitting within the leaf of the door (or frame for Transom fixed), concealed closers are ideal for environments where the closer should not be seen. Great for highly aesthetic and residential doors, as well as where reduced opportunity for vandalism or tampering would be beneficial.

Electromagnetic door closers:

Linked to the fire alarm system, electromagnetic closers do not close the door in normal function, but as soon as the fire alarm is triggered, the closer engages to shut the door maintaining the integrity of the fire door. Available as either:

- **Hold-open mode**, ideal for high traffic areas or where reduced touchpoints are beneficial as the doors are held back out of the way.
- **Free-swing** where in standard operation, the closer operates as though no closer is fitted, ideal for areas such as care home bedroom doors as minimal force is required to open or close the door.

Selecting a door closer

- Is it for a fire door?
- Power size - what width and weight is the door?
- Fitting position - where is it being installed?
- What type of closer do you need?

Fire doors, standards and legislation

The critical function of a door closer on a fire door is ensuring the door fully closes to restrict the spread of the fire and smoke. Fire doors must be fitted with an appropriately CE tested and fire rated door closer. The fire rating must also correspond to the rating for the fire door, i.e. if it is a 60 minute timber fire door, the door closer must be tested to FD60 for timber doors. The correct power size and fitting position must also be selected.



EN 1154 - is the CE standard for mechanical door closers



EN 1155 - is the CE standard for electromagnetic door closers

Fire doors legally must be fitted with an appropriately tested door closer

Power size

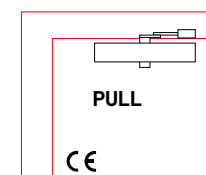
Power Size	Max door width	Max door weight
EN1	750mm	20kg
EN2	850mm	40kg
EN3*	950mm	60kg
EN4	1100mm	80kg
EN5	1250mm	100kg
EN6	1400mm	120kg
EN7	1600mm	160kg

*EN3 is the minimum requirement for a fire door.

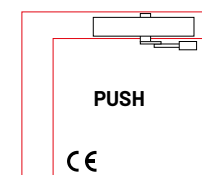
Fitting position

All our mechanical overhead door closers are tested in all three configurations for complete peace of mind.

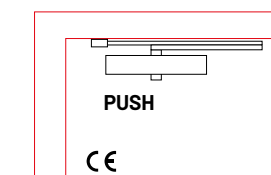
Regular (Fig.1)



Transom (Fig.61)



Parallel (Fig.66)



Terminology

Power size

The strength (torque) of the closer and its ability to offer reliable controlled closing to a particular size of door.

Backcheck

Slows the opening speed of the door before it gets to 90° to help prevent damage to the door and adjacent walls.

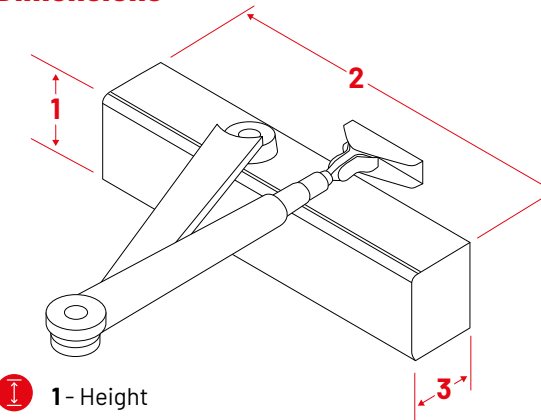
Latching action

Speed of door leaf in the final closing motion, designed to allow the door to overcome the resistance of a door latch or close without slamming.

Closing speed

Speed of door leaf when its closing.

Dimensions



- 1 - Height
- 2 - Width
- 3 - Depth
- All products supplied with fixings



CE3F

Fixed size 3 door closer



- Fully certified for most applications on timber and metal doors
- Fixed power size 3
- Adjustable closing and latching speed
- Suitable for fig.1, fig.61 and fig.66 installation

42mm 182mm 61mm | **Door Max:** 950mm 60kg

Description	Finish	Pack type	Unit qty	Product code
Fixed size 3 door closer	SIL	Boxed	1	J-CE3F-SIL

Retro-V

Adjustable 3-4 door closer



Retro-fits 2003 closer

- Ideal for new and retro-fit applications
- Adjustable power size 3-4
- Adjustable closing and latching speed
- Suitable for fig.1, fig.61 and fig.66 installation

48mm 250mm 58mm | **Door Max:** 1100mm 80kg

Description	Finish	Pack type	Unit qty	Product code
Adjustable size 3-4 door closer	SIL	Boxed	1	J-RETROV-SIL

CE24V

Easily adjustable size 2-4 door closer



- Retro-fits Briton 1100
- Adjustable power size 2-4
- Backcheck
- Adjustable closing and latching speed
- Suitable for fig.1, fig.61 and fig.66 installation

60.5mm 233mm 42mm | **Door Max:** 1100mm 80kg

Description	Finish	Pack type	Unit qty	Product code
Adjustable size 2-4 door closer	SIL	Boxed	1	J-CE24V-SIL

CE26V

Adjustable 2-6 door closer



Perfect for small to heavy doors, in any configuration

- Solution for most doors
- Adjustable power size 2-6
- Backcheck
- Adjustable closing and latching speed
- Suitable for fig.1, fig.61 and fig.66* installation

*Power size 2-5 in fig 66

62mm 283mm 53.5mm | **Door Max:** 1400mm 120kg

Description	Finish	Pack type	Unit qty	Product code
Adjustable size 2-6 door closer	SIL	Boxed	1	J-CE26V-SIL

SC-CE3F

Concealed cam action door closer



- Ideal for superior aesthetics or reduced vandalism
- Fixed power size 3
- Guide rail dampener available
- Adjustable closing and latching speed
- Must be fitted with appropriate intumescent for fire door applications

57mm 200mm 32mm | **Door Max:** 950mm 60kg

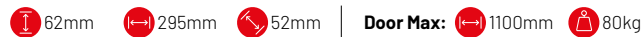
Description	Finish	Pack type	Unit qty	Product code
Concealed door closer	SIL	Boxed	1	SC-CE3F
Mechanical hold open device	N/A	Bag	1	A100
Guide rail dampener	N/A	Bag	1	A110
Intumescent 30 min fire doors	N/A	Bag	1	SC-CE3F-30-IK
Intumescent 60 min fire doors	N/A	Bag	1	SC-CE3F-60-IK

CE4F-E

Electromagnetic door closer



- Can be fitted in hold-open or free-swing mode
- Fixed power size 4
- Requires 24v DC power supply
- Adjustable closing and latching speed
- Suitable for fig.1 and fig.66 installation



Description	Finish	Pack type	Unit qty	Product code
Emag door closer fixed size 4	SIL	Boxed	1	CE4F-E
Emag door closer fixed size 4	SSS	Boxed	1	CE4F-E-SSS

DoorSense

Door hold-open device for fire doors



The safe and legal way to hold open fire doors

- Holds open doors fitted with a door closers
- Easy fit with no wiring
- Automatically releases when the fire alarm sounds
- 2 x C batteries, included



Description	Finish	Pack type	Unit qty	Product code
DoorSense	BLK	Boxed	1	J-8755A-BLACK
DoorSense	RED	Boxed	1	J-8755A-RED
DoorSense	WH	Boxed	1	J-8755A-WHITE

Concealed in jamb



- Adjustable speed hydraulic jamb closer
- Tested to 500,000 frequency
- Adjustable closing and latching speed

This product is not designed for door openings of more than 120 degrees.

Description	Finish	Pack type	Unit qty	Product code
Adjustable speed hydraulic jamb closer	PCP	Boxed	1	DH002570
Cover plate for jamb closer	PB	Boxed	1	DH002570-PB
Cover plate for jamb closer	PSS	Boxed	1	DH002570-PSS
Cover plate for jamb closer	SSS	Boxed	1	DH002570-SSS

Surface mounted sprung closer



- Uncontrolled mechanical sprung closer
- Suitable for internal doors
- Compact design

Description	Finish	Pack type	Unit qty	Product code
Surface mounted door closer	SCP	Clam packed	1	DH007493
Surface mounted door closer	PCP	Clam packed	1	DH007492
Surface mounted door closer	PB	Clam packed	1	DH007491
Surface mounted door closer	WH	Clam packed	1	DP007490

Spring chain closing device



- Uncontrolled concealed jamb closer
- Easy to install - single hole to drill
- Compact dimensions

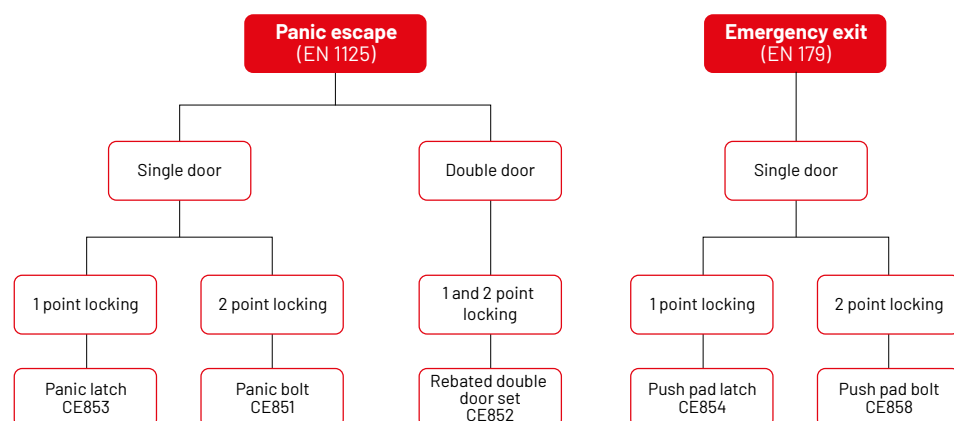
Description	Finish	Pack type	Unit qty	Product code
Spring chain door closer	EB	Boxed	1	DH002488
Spring chain door closer	EB	Clam packed	1	DP007488
Spring chain door closer	NP	Boxed	1	DH002489
Spring chain door closer	NP	Clam packed	1	DP007489

Panic and emergency hardware provide a quick and safe exit from buildings. They are primarily used on escape doors as they are controlled by a single operation. Our range of panic and emergency hardware includes push bar and pad devices with either single latch or 2 point shoot bolt locking for single or double doors.

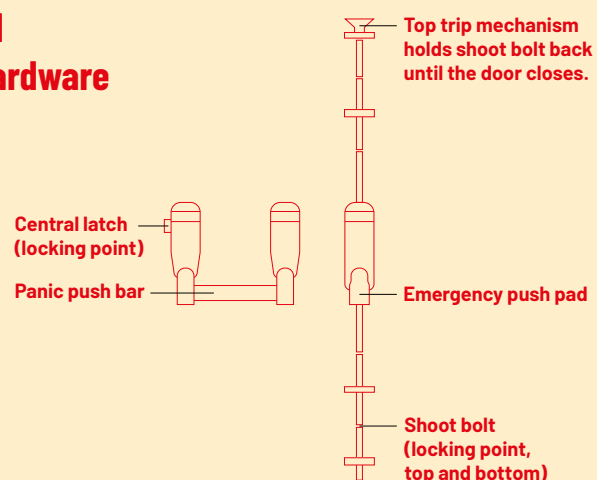


Selecting panic exit hardware

- Is the door in a public or busy area?
- Is it for timber or metal doors? If not, contact us for more options
- Is it a single or double door?
- Is entry into a building required through this door?



Parts of panic and emergency exit hardware



If in doubt fit a push bar panic hardware solution

Standards and types of exit hardware

Correctly certified panic and emergency exit hardware is a legal requirement on escape doors and is covered by two standards.



EN 1125 – push bar panic escape hardware

Panic escape hardware is required to cover a minimum of 60% of the door width, making them easy to find and operate during sudden evacuation of a building. By law these devices must be used in public places where occupants of the building are not familiar with the layout and means of escape.



EN 179 – push pad emergency exit hardware

Push pad operated emergency exit devices can only be used where operators are familiar with hardware and how to use it.

Some escape doors are also fire doors, for these it is essential that you use fire tested escape hardware. All ExiSAFE products are fire tested for timber and metal doors.



Outside access devices (OAD)

Designed to allow access into a building through an escape door. As an approved accessory they have been tested with the ExiSAFE panic and emergency products to prove that, whilst offering a lockable entry from outside, they do not prevent escape from inside.



CE851

ExiSAFE panic bolt unit



- 2 point panic shoot bolt
- Universal handing
- Push bar - can be cut to size on site
- For use on outward opening single doorsets

For max door: 1220mm 2440mm 200kg

Description	Finish	Pack type	Unit qty	Product code
Panic bolt with timber door fixings	SIL	Box	1	J-CE851PB-SIL
Panic bolt with metal door fixings	SIL	Box	1	J-CE851PBM-SIL

CE852

ExiSAFE rebated double door set



Everything for double doors in 1 box

- 2 point shoot bolt and single latch panic set
- Universal handing
- Push bar - can be cut to size on site
- Outward opening, rebated double doorset

For max (single leaf) door: 1220mm 2440mm 200kg

Description	Finish	Pack type	Unit qty	Product code
Double door set with timber door fixings	SIL	Box	1	J-CE852DDREB-SIL
Double door set with metal door fixings	SIL	Box	1	J-CE852DDREBM-SIL

CE853

ExiSAFE panic latch



- Single panic latch
- Universal handing
- Push bar - can be cut to size on site
- For use on outward opening single doorsets

Quick and easy to install

For max door: 1220mm 2440mm 200kg

Description	Finish	Pack type	Unit qty	Product code
Panic latch with timber door fixings	SIL	Box	1	J-CE853PL-SIL
Panic latch with metal door fixings	SIL	Box	1	J-CE853PLM-SIL

CE854

ExiSAFE push pad latch



- Single emergency latch
- Universal handing
- Push pad - small and compact
- For use on outward opening single doorsets

For max door: 1220mm 2440mm 200kg

Description	Finish	Pack type	Unit qty	Product code
Push pad latch with timber door fixings	SIL	Box	1	J-CE854EL-SIL
Push pad latch with metal door fixings	SIL	Box	1	J-CE854ELM-SIL

Selecting the right standard for escape hardware is critical.

If in doubt choose push bar panic hardware tested to EN 1125.

Visit uniononline.co.uk to explore our full range

Panic and emergency hardware

CE858

ExiSAFE push pad bolt



- 2 point emergency shoot bolt
- Universal handing
- Push pad - small and compact
- For use on outward opening single doorsets

For max door: 1220mm 2440mm 200kg

Description	Finish	Pack type	Unit qty	Product code
Push pad bolt with timber door fixings	SIL	Box	1	J-CE858EB-SIL
Push pad bolt with metal door fixings	SIL	Box	1	J-CE858EBM-SIL

CE855

ExiSAFE outside access device



- Approved ExiSAFE accessory, giving entry from outside
- Universal handing
- Available as either a knob or lever version
- For use with ExiSAFE panic and escape hardware
- Lever meets requirement of BS 8300

Description	Finish	Pack type	Unit qty	Product code
Knob OAD without cylinder	SIL	Box	1	J-CE855OADK-SIL
Knob OAD with cylinder	SIL	Box	1	J-CE855OADKC-SIL
Lever OAD without cylinder	SIL	Box	1	J-CE855OADL-SIL
Lever OAD with cylinder	SIL	Box	1	J-CE855OADLC-SIL

Outside access devices can be supplied with or without cylinders.



ASSA ABLOY

For a master key solution, select an OAD without a cylinder and contact us on **0845 223 2124** for more details of our master key systems.

Visit uniononline.co.uk to explore our full range

PowerLOAD hinges



Ultimate performance

Built to handle severe duty applications



To find out more see page 190



ASSA ABLOY



A complete door solution that removes all the work involved in selecting compliant fire door hardware. Designed for common installation situations, each fire door kit includes all the hardware needed in a single box, such as hinges, door closer, lockcase, levers, intumescent sets and even signage.

The UNION fire door kit is the perfect choice for:

- New or replacement doors
- Single building renovations
- Building extensions or change of use
- Ad-hoc maintenance work – e.g. changing a fire door in a school or care home

- Fully fire door tested for peace of mind
- Saves time and effort of selection
- Solutions for most popular commercial door types
- Conveniently keeps all parts together
- Summary of Kit contents test evidence to pass to building owner

Fire door hardware in one simple box



CE UK certifire



- Easy to fit
- Complete compliance
- Total peace of mind
- 4 different door types

	SASHLOCK KIT Ideal for locking fire doors	DEADLOCK KIT For locking storage areas	LATCH KIT Perfect for non-locked rooms	CORRIDOR KIT Where you need push-pull non-locking fire doors	CE marked	Certifire
Door dimensions	Max leaf width = 950mm Max leaf thickness = 54mm Max leaf weight = 60kg	Max leaf width = 950mm Max leaf thickness = 54mm Max leaf weight = 60kg	Max leaf width = 950mm Max leaf thickness = 54mm Max leaf weight = 60kg	Max leaf width = 950mm Max leaf thickness = 54mm Max leaf weight = 60kg	N/A	N/A
Door closer	CE3F - Silver	CE3F - Silver	CE3F - Silver	CE3F - Silver	✓	✓
Hinges	x 3	x 3	x 3	x 3	✓	✓
Hinge intumescent	✓	✓	✓	✓	N/A	N/A
Lock	HD72 sashlock - SSS	HD72 deadlock - SSS	HD72 latch - SS	N/A	✓	✓
Bolt detail	Latch bolt & deadbolt	Deadbolt only	Latch bolt only	N/A	N/A	N/A
Lock intumescent	✓	✓	✓	N/A	N/A	N/A
Lever handles	1 pair J-1000 stainless steel return to door levers	N/A	1 pair J-1000 stainless steel return to door levers	N/A	N/A	N/A
Pull handle	N/A	300mm stainless steel bolt through 19mm Ø pull handle	N/A	300mm stainless steel bolt through 19mm Ø pull handle	N/A	N/A
Push plate	N/A	Stainless steel push plate	N/A	Stainless steel push plate	N/A	N/A
Cylinder	35-35 (70mm total) 6 pin key-key cylinder c/w 3 keys	35-35 (70mm total) 6 pin key-turn cylinder c/w 3 keys	N/A	N/A	N/A	N/A
Escutcheon	x 2 J-1000EE stainless steel	x 2 J-1000EE stainless steel	N/A	N/A	N/A	N/A
Signage	"Fire Door Keep Shut" signs, drilled for easy fixing x 2	"Fire Door Keep Locked" signs, drilled for easy fixing x 2	"Fire Door Keep Shut" signs, drilled for easy fixing x 2	"Fire Door Keep Shut" signs, drilled for easy fixing x 2	N/A	N/A

Sashlock fire door kit

For fire doors that need to be locked some of the time - classroom doors, office doors



Latch fire door kit

For fire doors that are never locked but need to be kept shut - sub-office doors, storage rooms



Description	Pack type	Unit qty	Product code
Sashlock FDK	Box	1	J-FDK-SASHLOCK

Description	Pack type	Unit qty	Product code
Latch FDK	Box	1	J-FDK-LATCH

Deadlock fire door kit

For fire doors that are locked all the time - cleaner cupboards, maintenance hatches




Corridor fire door kit

For fire doors that are in regular use for access through the building



Description	Pack type	Unit qty	Product code
Deadlock FDK	Box	1	J-FDK-DEADLOCK

Description	Pack type	Unit qty	Product code
Corridor FDK	Box	1	J-FDK-CORRIDOR



Locks & cylinders

- 28** Latches
- 36** Lever locks
- 46** Cylinder lockcases
- 58** Push button locks
- 62** Rim locks
- 70** Cylinders
- 78** Padlocks



An essential part in making sure a door shuts properly, door latches need to be robust and long-lasting because of how many times they will be used throughout the day. The majority of our internal door latches have been put through rigorous testing, so you can be confident they're built to last. Plus, our latches are offered in a range of styles, so you can find the right latch to match other door fittings.

Types of latches

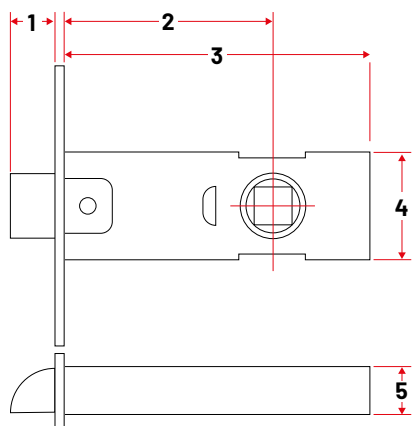
Latch:

Automatically springs into the strike plate to hold the door into the closed position until the handle is operated.

Bolt:

The bolt can be withdrawn to allow the door to swing free, then manually thrown to secure the door.

Dimensions



- 1 Bolt projection/throw
- 2 Backset
- 3 Case size
- 4 Height
- 5 Width

How to select the right latch

- What function do you require - latch or bolt?
- What security level is required?
- How far back from the door edge will the door handles be positioned? (This will determine the required back set)
- What handles? Please see our handle collection
- Is it a fire door?

Standards

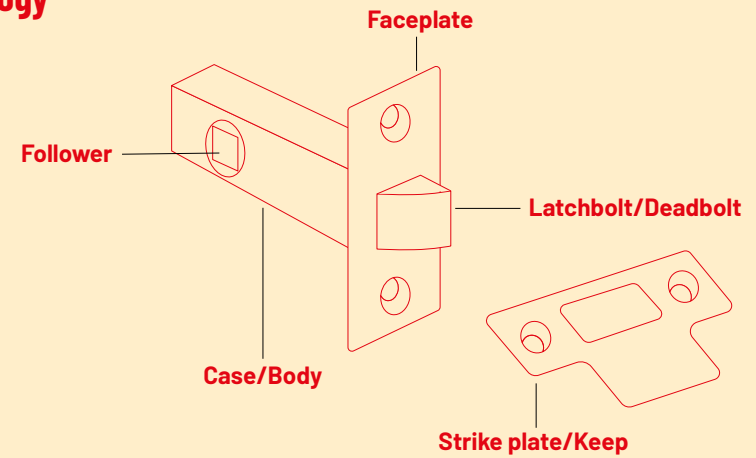


EN 12209 - classifies mechanically operated locks, latches and locking plates using an 11 digit coding system. Each digit refers to a particular feature of the product measured against the standard's performance requirements.



Fire door testing - fire resistance within door assemblies serves three main purposes: to restrict the initial development of the fire, to restrict the spread of the fire and to protect escape routes. Whenever fitting a latch to a fire door it must be fire door tested and fitted with an appropriate intumescent kit.

Terminology



Essential tubular latch



- Durable nylon latch for quieter locking
- Suitable for timber doors requiring lever handle operation
- For use with sprung lever handles
- Universal handing

22mm | 64.5 / 77 / 89.5mm | Backset: 45mm, 57mm or 69mm

Description	Finish	Unit qty	Boxed	Clam packed
2.5" tubular latch	ZP	1	J2600-ZP-2.5	Y2600-ZP-2.5
2.5" tubular latch	PB	1	J2600-PL-2.5	Y2600-PL-2.5
3" tubular latch	ZP	1	J2600-ZP-3.0	Y2600-ZP-3.0
3" tubular latch	PB	1	J2600-PL-3.0	Y2600-PL-3.0
3.5" tubular latch	ZP	1	J2600-ZP-3.5	
3.5" tubular latch	PB	1	J2600-PL-3.5	

Tubular latch



- Bolt through fixings
- Universal handing

21.5mm | 15.5mm | 65/77.3mm | Backset: 45mm or 57mm | Fixing points: 38mm



Description	Finish	Unit qty	Boxed	Clam packed
63mm tubular latch	NP	1	DH002170-BT	N/A
63mm tubular latch	EB	1	DH002172-BT	N/A
76mm tubular latch	NP	1	DH002171-BT	N/A
76mm tubular latch	EB	1	DH002173-BT	N/A

Fitting to a fire door?

Look out for our fire door compliant symbols.



CE tubular latch




- Heavy duty bolt through fixings
- Universal handing

21.5mm | 15mm | 67/79mm | Backset: 45mm or 57mm | Fixing points: 38mm

Description	Finish	Unit qty	Boxed	Clam packed
63mm CE tubular latch	SSS	1	DH002156	DP007156
63mm CE tubular latch	ANB	1	DH002156-ANB	
63mm CE tubular latch	BLNK	1	DH002156-BLNK	
63mm CE tubular latch	PB	1	DH002167	DP007167
63mm CE tubular latch	PSS	1	DH002166	DP007166
76mm CE tubular latch	SSS	1	DH002157	DP007157
76mm CE tubular latch	ANB	1	DH002157-ANB	
76mm CE tubular latch	BLNK	1	DH002157-BLNK	
76mm CE tubular latch	PB	1	DH002169	DP007169
76mm CE tubular latch	PSS	1	DH002168	DP007168

2648 tubular latch



- Suitable for timber doors requiring lever handle operation
- For use with sprung lever handles
- Reversible latch bolt

22mm | 64.5 / 80 / 91.5mm | Backset: 44.5mm, 57mm or 71.5mm

Description	Finish	Unit qty	Boxed	Clam packed
2.5" tubular latch	SE	1	J2648-SE-2.50	Y2648-SE-2.50
2.5" tubular latch	PB	1	J2648-PL-2.50	Y2648-PL-2.50
3" tubular latch	SE	1	J2648-SE-3.00	Y2648-SE-3.00
3" tubular latch	PB	1	J2648-PL-3.00	Y2648-PL-3.00
3.5" tubular latch	SE	1	J2648-SE-3.50	-
3.5" tubular latch	PB	1	J2648-PL-3.50	-

2650 Rebated tubular latch



Nylon latch for quieter operation



- Suitable for rebated timber doors requiring lever handle operation
- For use with sprung lever handles
- Reversible latch bolt

22mm 64.5 / 80 / 91.5mm Backset: 44.5mm, 57mm or 71.5mm

Description	Finish	Unit qty	Boxed	Clam packed
2.5" rebated tubular latch	SE	1	J2650-SE-2.50	-
2.5" rebated tubular latch	EB	1	J2650-EB-2.50	Y2650-EB-2.50
3" rebated tubular latch	SE	1	J2650-SE-3.00	-
3" rebated tubular latch	EB	1	J2650-EB-3.00	Y2650-EB-3.00

Tubular bathroom deadbolt



- For use with bathroom turn and releases
- For use with bathroom turn and indicator

22mm 15.5mm 64.5/80/91.5mm Backset: 45mm or 57mm

Description	Finish	Unit qty	Boxed	Clam packed
63mm tubular deadbolt	SSS	1	DH002218	-
76mm tubular deadbolt	SSS	1	DH002201	DP007201
76mm tubular deadbolt	EB	1	DH002202	-
76mm tubular deadbolt	PSS	1	DH002203	-

Mortice deadbolt




- Ideal for bathroom and en-suite doors
- For use with thumb turn release systems

39mm 14mm 76mm Backset: 57mm

Description	Finish	Unit qty	Boxed	Clam packed
76mm mortice deadbolt	NP	1	DH002175	DP007175
76mm mortice deadbolt	EB	1	DH002174	DP007174

JIGTECH™



Jigtech CE SmartLatch now exclusively available

Fast installation time

Accurate, clean and precise fitting

Tested for use on fire doors

Compatible with Jigtech fire-rated premium handles



certifire



To view the full Jigtech range see page 102

CE SmartLatch



- Round profile push-fit latch
- Reversible latch
- Supplied with both round and rectangular strike plates
- Includes splinter guard
- Fire rated push-fit latch

Description	Finish	Unit qty	Boxed
Smart passage latch	SNP	1	DH002280-F
Smart passage latch	ANB	1	DH002295-F
Smart passage latch	BLNK	1	DH002290-F
Smart passage latch	PCP	1	DH002285-F

CE SmartLatch bolt



- Fire rated push-fit tubular bolt
- Supplied with both round and rectangular strike plates
- Includes splinter guard

Description	Finish	Unit qty	Boxed
Smart deadbolt	SNP	1	DH002281-F
Smart deadbolt	ANB	1	DH002296-F
Smart deadbolt	BLNK	1	DH002291-F
Smart deadbolt	PCP	1	DH002286-F

FastLatch push-fit latch



- Push-fit fast latch
- Nylon latch bolt allows for quiet operation
- For use with sprung lever handles
- Universal handing

Description	Finish	Unit qty	Boxed
2.5" FastLatch	SN	1	JNFL26-SN-2.5
2.5" FastLatch	PB	1	JNFL26-PB-2.5
2.5" FastLatch	CH	1	JNFL26-CH-2.5
3" FastLatch	SN	1	JNFL26-SN-3.0
3" FastLatch	PB	1	JNFL26-PB-3.0
3" FastLatch	CH	1	JNFL26-CH-3.0

FastLatch push-fit bolt



- Push-fit fast bolt
- Nylon latch bolt allows for quiet operation
- Universal handing

Description	Finish	Unit qty	Boxed
2.5" FastLatch bolt	SN	1	JFL27-SN-2.5
2.5" FastLatch bolt	PB	1	JFL27-PB-2.5
2.5" FastLatch bolt	CH	1	JFL27-CH-2.5
3" FastLatch bolt	SN	1	JFL27-SN-3.0
3" FastLatch bolt	PB	1	JFL27-PB-3.0
3" FastLatch bolt	CH	1	JFL27-CH-3.0

PLS-24 PRO



- Concealed magnet catch
- Removes the need to rebate room dividing double doors
- Saves 80% of fitting time, with less drill holes needed
- Heavy duty option
- Suitable for all types of furniture
- Universal handing

Description	Finish	Unit qty	Boxed	Clam packed
24mm magnetic catch	SSS	1	PLS24PRO	
24mm heavy duty magnetic catch	SSS	1	PLS24PRO-XHD	

Heavy duty tubular latch



- Heavy duty latch for sprung and light unprung lever furniture
- Profiled bevelled latch bolt for smooth and positive engagement
- Also suitable for use with knob furniture
- Square or radius faceplate
- Universal handing

Description	Finish	Unit qty	Boxed	Clam packed
2.5" latch with square forend	PB/SS	1	JHD26S-PB/SS-2.5	YHD26S-PB/SS-2.5
3" latch with square forend	PB/SS	1	JHD26S-PB/SS-3.0	YHD26S-PB/SS-3.0
2.5" latch with radius forend	PB/SS	1	JHD26R-PB/SS-2.5	
3" latch with radius forend	PB/SS	1	JHD26R-PB/SS-3.0	



Types of latches

Sashlock – A sashlock includes a bolt and latch. The lock can be opened from either side with a key, whilst the latch can be opened from either side with a pair of handles.

Deadlock – Deadlocks are secured by a bolt and can be opened from either side with a key.

Bathroom lock – Bathroom locks have a latch and bolt, the latch is operated by a pair of handles and the bolt is operated by a thumb turn or handle from the bathroom side.

Latch – Operated by a pair of handles.

Escape lock – Provides single action egress from the inside without the need to use a key.

Nightlatch – A latch that is operated by a cylinder.

Deadlocking nightlatch – A nightlatch with a snib that deadlocks the latch when the door is closed.

Rollerbolt and rollerlatch – Locks a door that operates in both inward and outward directions.

Rebate kits – An additional accessory that allows a mortice lock to be used on rebated double doors.

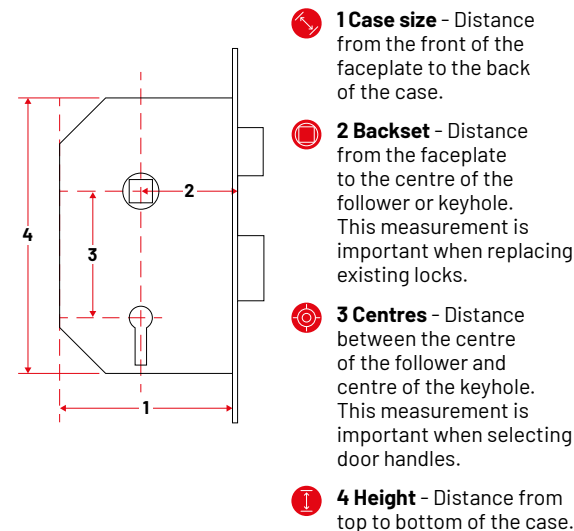
Security should always be the number one priority when selecting lockcases. Lever and cylinder locks including key entry can be tested to meet home insurance providers requirements by complying with the BS 3621 standard. Cylinder lockcases include a cut-out for a cylinder (usually euro or oval profile) allowing them to be integrated into a master key system.

Whether it's lever locks or cylinder locks we have a range of lockcases that will give you total peace of mind.

Selecting the right lockcase

- What security level is needed?
- What type of lockcase do you need to suit the function of your door?
- Is it a fire door?
- What elements are required to ensure the safety of building users?
- Select the right size lockcase
- Is a rebate kit required for a double door application?

Dimensions



Standards

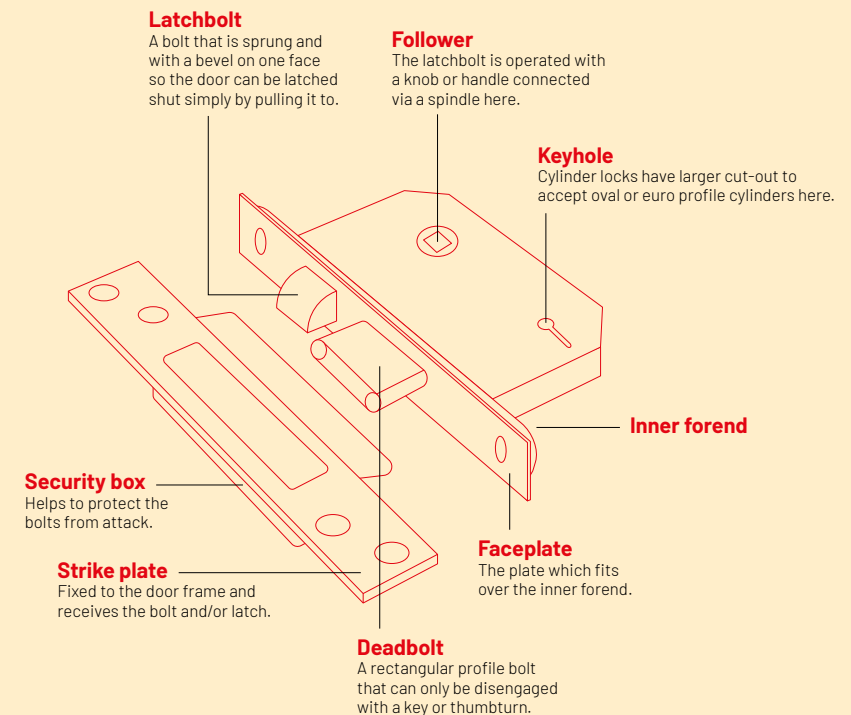
CE EN 12209 – classifies mechanically operated locks, latches and locking plates using an 11 digit coding system. Each digit refers to a particular feature of the product measured against the standard's performance requirements.

BS 3621 for thief resistant lock assemblies with key egress. Insurance companies specify that security locks are tested to BS 3621 to comply with the requirements of insurance cover.

CE EN 179 classifies emergency exit devices operated by a lever handle or push pad using a 9 digit coding system. Each digit refers to a particular feature of the product measured against the standard's performance requirements.

Fire door testing – fire resistance within door assemblies serves three main purposes: to restrict the initial development of the fire, to restrict the spread of the fire and to protect escape routes. Whenever fitting a lockcase to a fire door it must be fire door tested and fitted with an appropriate intumescent kit.

Terminology



2295 2 lever mortice sashlock



- Two way action, suitable for lightweight knobs or sprung handles
- Reversible latch
- Keys suitable for doors up to 50mm thick
- Not suitable for bolt through fixings

57mm
 63/76mm
 104mm
 Backset: 45mm or 57mm
Deadbolt throw: 12mm

Description	Finish	Unit qty	Boxed	Clam packed
2.5" case sashlock	CH	1	J2295-CH-2.50	Y2295-CH-2.50
2.5" case sashlock	PB	1	J2295-PL-2.50	Y2295-PL-2.50
3" case sashlock	CH	1	J2295-CH-3.00	Y2295-CH-3.00
3" case sashlock	PB	1	J2295-PL-3.00	Y2295-PL-3.00

Essentials 3 lever mortice sashlock



- Easy retro-fit for many existing UK mortice locks
- For timber doors
- For use on internal doors where standard security is a requirement
- Reversible latch

57mm
 65.5/79mm
 101mm
 Backset: 45mm or 58mm
Deadbolt throw: 14mm

Description	Finish	Unit qty	Boxed	Clam packed
3 lever sashlock 2.5" case	CH	1	J-ES-SL-CH-2.5	Y-ES-SL-CH-2.5
3 lever sashlock 2.5" case	PB	1	J-ES-SL-PB-2.5	Y-ES-SL-PB-2.5
3 lever sashlock 3" case	CH	1	J-ES-SL-CH-3.0	Y-ES-SL-CH-3.0
3 lever deadlock 3.0" case	PB	1	J-ES-SL-PB-3.0	Y-ES-SL-PB-3.0

2242 2 lever rebated mortice sashlock



- Two way action, suitable for lightweight knobs or sprung handles
- Reversible latch
- Keys suitable for doors up to 50mm thick
- Not suitable for bolt through fixings

57mm
 65.5/78.5mm
 102mm
 Backset: 44.5mm or 57mm
Deadbolt throw: 12.5mm

Description	Finish	Unit qty	Boxed	Clam packed
2.5" case rebated sashlock	SE	1	J2242-SE-2.50	Y2242-SE-2.50
2.5" case rebated sashlock	EB	1	J2242-EB-2.50	Y2242-EB-2.50
3" case rebated sashlock	SE	1	J2242-SE-3.00	Y2242-SE-3.00
3" case rebated sashlock	EB	1	J2242-EB-3.00	Y2242-EB-3.00

2177 3 lever mortice deadlock



- Deadbolt locked or unlocked by key from either side
- Keys are suitable for use on doors up to 54mm thick

65/77.5mm
 70mm
 Backset: 44.5mm or 57mm
Deadbolt throw: 12.5mm

Description	Finish	Unit qty	Boxed	Clam packed
3 lever mortice deadlock 2.5" case	SC	1	J2177-SC-2.50	Y2177-SC-2.50
3 lever mortice deadlock 2.5" case	PB	1	J2177-PL-2.50	Y2177-PL-2.50
3 lever mortice deadlock 3" case	SC	1	J2177-SC-3.00	Y2177-SC-3.00
3 lever mortice deadlock 3" case	PB	1	J2177-PL-3.00	Y2177-PL-3.00


Essentials 3 lever mortice deadlock



- Easy retro-fit for many existing UK mortice locks
- For timber doors
- For use on internal doors where standard security is a requirement

65.5/79mm
 72mm
 Backset: 45mm or 58mm
Deadbolt throw: 14mm

Description	Finish	Unit qty	Boxed	Clam packed
3 lever deadlock 2.5" case	CH	1	J-ES-DL-CH-2.5	Y-ES-DL-CH-2.5
3 lever deadlock 2.5" case	PB	1	J-ES-DL-PB-2.5	Y-ES-DL-PB-2.5
3 lever deadlock 3" case	CH	1	J-ES-DL-CH-3.0	Y-ES-DL-CH-3.0
3 lever deadlock 3" case	PB	1	J-ES-DL-PB-3.0	Y-ES-DL-PB-3.0



2277 3 lever mortice sashlock




- Deadbolt locked or unlocked by key from either side
- Reversible latch
- Pierced to accept bolt through furniture
- Keys are suitable for use on doors up to 54mm thick

57mm 65/65/77.5/103mm 108mm Fixing points: 38mm

Backset: 32mm, 44.5mm, 57mm or 82.5mm
Deadbolt throw: 12.5mm

Description	Finish	Unit qty	Boxed	Clam packed
3 lever mortice sashlock 2" case	SC	1	J2277-SC-2.00	-
3 lever mortice sashlock 2" case	PB	1	J2277-PL-2.00	-
3 lever mortice sashlock 2.5" case	SC	1	J2277-SC-2.50	Y2277-SC-2.50
3 lever mortice sashlock 2.5" case	PB	1	J2277-PL-2.50	Y2277-PL-2.50
3 lever mortice sashlock 3" case	SC	1	J2277-SC-3.00	Y2277-SC-3.00
3 lever mortice sashlock 3" case	PB	1	J2277-PL-3.00	Y2277-PL-3.00
3 lever mortice sashlock 4" case	SC	1	J2277-SC-4.00	-
3 lever mortice sashlock 4" case	PB	1	J2277-PL-4.00	-

3 lever horizontal mortice lock




- Keys are suitable for use on doors up to 54mm thick
- Deadbolt locked or unlocked by key from either side
- Reversible latch
- Pierced to accept bolt through furniture

57mm 65.5/79mm 101mm

Backset: 45mm or 58mm
Deadbolt throw: 14mm

Description	Finish	Unit qty	Boxed	Clam packed
3 lever horizontal mortice lock 5" case	SC	1	J2077-SC-5.00	Y2077-SC-5.00
3 lever horizontal mortice lock 5" case	PL	1	J2077-PL-5.00	Y2077-PL-5.00
3 lever horizontal mortice lock 6" case	SC	1	J2077-SC-6.00	-
3 lever horizontal mortice lock 6" case	PL	1	J2077-PL-6.00	Y2077-PL-6.00

StrongBOLT® 3 lever mortice sashlock



- 3 lever sashlock with anti-saw security feature
- Easy retro-fit for many existing UK mortice locks
- Reversible latch
- Suitable for doors up to 54mm thick
- Includes strike plate and splinter guard

57mm 68/81mm 89mm Backset: 45mm or 57mm
Deadbolt throw: 14mm

Description	Finish	Unit qty	Boxed	Clam packed
3 lever sashlock 2.5" case	SS	1	J2203S-SS-2.5	Y2203S-SS-2.5
3 lever sashlock 2.5" case	PB	1	J2203S-PB-2.5	Y2203S-PB-2.5
3 lever sashlock 3" case	SS	1	J2203S-SS-3.0	Y2203S-SS-3.0
3 lever sashlock 3" case	PB	1	J2203S-PB-3.0	Y2203S-PB-3.0
Sashlock rebate pack 0.5"	SC	1	J2200REB-0.5-SC	-
Sashlock rebate pack 0.5"	PB	1	J2200REB-0.5-PL	-
Sashlock rebate pack 1"	SC	1	J2200REB-1.0-SC	-
Sashlock rebate pack 1"	PB	1	J2200REB-1.0-PL	-
Intumescent kit - essential for use on fire doors	N/A	1	J-STRONGBOLT-SL-IK	-

StrongBOLT® 3 lever mortice deadlock



- 3 lever deadlock with anti-saw security feature
- Easy retro-fit for many existing UK mortice locks
- Suitable for doors up to 54mm thick
- Includes strike plate and splinter guard

68/81mm 89mm Backset: 45mm or 57mm
Deadbolt throw: 14mm

Description	Finish	Unit qty	Boxed	Clam packed
3 lever deadlock 2.5" case	SS	1	J2103S-SS-2.5	Y2103S-SS-2.5
3 lever deadlock 2.5" case	PB	1	J2103S-PB-2.5	Y2103S-PB-2.5
3 lever deadlock 3" case	SS	1	J2103S-SS-3.0	Y2103S-SS-3.0
3 lever deadlock 3" case	PB	1	J2103S-PB-3.0	Y2103S-PB-3.0
Deadlock rebate pack 0.5"	SC	1	J2100REB-0.5-SC	-
Deadlock rebate pack 0.5"	PL	1	J2100REB-0.5-PL	-
Deadlock rebate pack 1"	SC	1	J2100REB-1.0-SC	-
Deadlock rebate pack 1"	PL	1	J2100REB-1.0-PL	-
Intumescent kit - essential for use on fire doors	N/A	1	J-STRONGBOLT-DL-IK	-

5 lever mortice sashlock



- Deadbolt locked or unlocked by key from either side
- Reversible latch
- Keys are suitable for use on doors up to 54mm thick
- Pierced to accept bolt through furniture

57mm 65/77.5mm 108mm Fixing points: 38mm Backset: 44.5mm or 57mm Deadbolt throw: 12.5mm

Description	Finish	Unit qty	Boxed	Clam packed
5 lever mortice sashlock 2.5" case	SC	1	J2201-SC-2.50	Y2201-SC-2.50
5 lever mortice sashlock 2.5" case	PB	1	J2201-PL-2.50	Y2201-PL-2.50
5 lever mortice sashlock 3" case	SC	1	J2201-SC-3.00	Y2201-SC-3.00
5 lever mortice sashlock 3" case	PB	1	J2201-PL-3.00	Y2201-PL-3.00

5 lever mortice deadlock




- Deadbolt locked or unlocked by key from either side
- Keys are suitable for use on doors up to 54mm thick

65/77.5mm 70mm Backset: 44.5mm or 57mm Deadbolt throw: 14mm

Description	Finish	Unit qty	Boxed	Clam packed
5 lever mortice deadlock 2.5" case	SC	1	J2101-SC-2.50	Y2101-SC-2.50
5 lever mortice deadlock 2.5" case	PB	1	J2101-PL-2.50	Y2101-PL-2.50
5 lever mortice deadlock 3" case	SC	1	J2101-SC-3.00	Y2101-SC-3.00
5 lever mortice deadlock 3" case	PB	1	J2101-PL-3.00	Y2101-PL-3.00

StrongBOLT® 5 lever mortice sashlock



- Chamfered bolt for greater attack resistance
- Anti-saw security feature
- Easy retro-fit for many existing UK mortice locks
- Suitable for doors up to 54mm thick
- Reversible latch
- Box strike included

57mm 68/81mm 109mm Fixing points: 38mm Backset: 45mm or 57mm Deadbolt throw: 20mm

Description	Finish	Unit qty	Boxed	Clam packed
5 lever sashlock 2.5" case	SS	1	J2205S-SS-2.5	Y2205S-SS-2.5
5 lever sashlock 2.5" case	PB	1	J2205S-PB-2.5	Y2205S-PB-2.5
5 lever mortice sashlock 3" case	SS	1	J2205S-SS-3.0	Y2205S-SS-3.0
5 lever mortice sashlock 3" case	PB	1	J2205S-PB-3.0	Y2205S-PB-3.0
Sashlock rebate pack 0.5"	SC	1	J2200REB-0.5-SC	-
Sashlock rebate pack 0.5"	PB	1	J2200REB-0.5-PL	-
Sashlock rebate pack 1"	SC	1	J2200REB-1.0-SC	-
Sashlock rebate pack 1"	PB	1	J2200REB-1.0-PL	-
Intumescent kit - essential for fire doors	N/A	1	J-STRONGBOLT-5LSL-IK	-

StrongBOLT® 5 lever mortice deadlock




- Anti-saw security feature
- Easy retro-fit for many existing UK mortice locks
- Suitable for doors up to 54mm thick
- Box strike included

68/81mm 89mm Backset: 45mm or 57mm Deadbolt throw: 20mm

Description	Finish	Unit qty	Boxed	Clam packed
5 lever deadlock 2.5" case	SS	1	J2105S-SS-2.5	Y2105S-SS-2.5
5 lever deadlock 2.5" case	PB	1	J2105S-PB-2.5	Y2105S-PB-2.5
5 lever deadlock 3" case	SS	1	J2105S-SS-3.0	Y2105S-SS-3.0
5 lever deadlock 3" case	PB	1	J2105S-PB-3.0	Y2105S-PB-3.0
Deadlock rebate pack 0.5"	SC	1	J2100REB-0.5-SC	-
Deadlock rebate pack 0.5"	PB	1	J2100REB-0.5-PL	-
Deadlock rebate pack 1"	SC	1	J2100REB-1.0-SC	-
Deadlock rebate pack 1"	PB	1	J2100REB-1.0-PL	-
Intumescent kit - essential for fire doors	N/A	1	J-STRONGBOLT-DL-IK	-

BS 5 lever mortice sashlock




- Anti-saw security for resistance against attack
- Suitable for doors up to 54mm thick
- Reversible latch

57mm 67/79.5mm 111mm Backset: 45mm or 57.5mm Deadbolt throw: 20mm

Description	Finish	Unit qty	Boxed	Clam packed
BS 5 lever sashlock 2.5" case	SC	1	J2234E-SC-2.50	Y2234E-SC-2.50
BS 5 lever sashlock 2.5" case	PB	1	J2234E-PL-2.50	Y2234E-PL-2.50
BS 5 lever sashlock 3" case	SC	1	J2234E-SC-3.00	Y2234E-SC-3.00
BS 5 lever sashlock 3" case	PB	1	J2234E-PL-3.00	Y2234E-PL-3.00

BS 5 lever mortice deadlock



- Anti-saw security for resistance against attack
- Suitable for doors up to 54mm thick

67/79.5mm 71.5mm Backset: 45mm or 57.5mm Deadbolt throw: 20mm

Description	Finish	Unit qty	Boxed	Clam packed
BS 5 lever deadlock 2.5" case	SC	1	J2134E-SC-2.50	Y2134E-SC-2.50
BS 5 lever deadlock 2.5" case	PB	1	J2134E-PL-2.50	Y2134E-PL-2.50
BS 5 lever deadlock 3" case	SC	1	J2134E-SC-3.00	Y2134E-SC-3.00
BS 5 lever deadlock 3" case	PB	1	J2134E-PL-3.00	Y2134E-PL-3.00

StrongBOLT® BS mortice sashlock



- Anti-pick, anti-saw and anti-drill security for resistance against attack
- 5 lever mortice lock
- Suitable for doors up to 54mm thick
- Sashlock features a reversible latch
- Security boxed strike included

57mm 68/81mm 109.6mm Backset: 45mm or 57mm Deadbolt throw: 20mm

Description	Finish	Unit qty	Boxed	Clam packed
British standard 5 lever sashlock 2.5" case	SC	1	J2200S-SC-2.5	Y2200S-SC-2.5
British standard 5 lever sashlock 2.5" case	PB	1	J2200S-PL-2.5	Y2200S-PL-2.5
British standard 5 lever sashlock 3" case	SC	1	J2200S-SC-3.0	Y2200S-SC-3.0
British standard 5 lever sashlock 3" case	PB	1	J2200S-PL-3.0	Y2200S-PL-3.0
Sashlock rebate pack 0.5"	SC	1	J2200REB-0.5-SC	-
Sashlock rebate pack 0.5"	PB	1	J2200REB-0.5-PL	-
Sashlock rebate pack 1"	SC	1	J2200REB-1.0-SC	-
Sashlock rebate pack 1"	PB	1	J2200REB-1.0-PL	-
Intumescent kit - essential for fire doors	N/A	1	J-STRONGBOLT-DL-IK	-

StrongBOLT® BS mortice deadlock



- Anti-pick, anti-saw and anti-drill security for resistance against attack
- 5 lever mortice lock
- Suitable for doors up to 54mm thick
- Security boxed strike included

68/81mm 89mm Backset: 45mm or 57mm Deadbolt throw: 20mm

Description	Finish	Unit qty	Boxed	Clam packed
British standard 5 lever deadlock 2.5" case	SC	1	J2100S-SC-2.5	Y2100S-SC-2.5
British standard 5 lever deadlock 2.5" case	PB	1	J2100S-PL-2.5	Y2100S-PL-2.5
British standard 5 lever deadlock 3" case	SC	1	J2100S-SC-3.0	Y2100S-SC-3.0
British standard 5 lever deadlock 3" case	PB	1	J2100S-PL-3.0	Y2100S-PL-3.0
Deadlock rebate pack 0.5"	SC	1	J2100REB-0.5-SC	-
Deadlock rebate pack 0.5"	PB	1	J2100REB-0.5-PL	-
Deadlock rebate pack 1"	SC	1	J2100REB-1.0-SC	-
Deadlock rebate pack 1"	PB	1	J2100REB-1.0-PL	-
Intumescent kit - essential for fire doors	N/A	1	J-STRONGBOLT-DL-IK	-

Door closers & exit hardware


Locks & cylinders

Door furniture

Door closers & exit hardware

Locks & cylinders

Door furniture



StrongBOLT®

Range of euro and oval profile lockcases

- Anti-pick and anti-saw for resistance against attack
- Easy retro-fit for many existing UK mortice locks
- Quick reversible radius latch
- Radius plastic splinter guard and anti-rattle strike
- Suitable for doors up to 54mm thick

- **Fixing points:** 38mm
- **Deadbolt throw:** 14mm

	SS	PB	SC	PL
Euro deadlock	89mm	68/81mm	45/57mm	N/A
Oval deadlock	89mm	68/81mm	45/57mm	N/A
Oval sashlock	109.6mm	68/81mm	45/57mm	48.5mm
Euro sashlock	109.6mm	68/81mm	45/57mm	47.5mm




StrongBOLT® euro profile sashlock



Description	Finish	Unit qty	Boxed	Clam packed
2.5" backset sashlock	SS	1	JL22EUS-SS-2.5	YL22EUS-SS-2.5
3" backset sashlock	SS	1	JL22EUS-SS-3.0	YL22EUS-SS-3.0
2.5" backset sashlock	PB	1	JL22EUS-PB-2.5	YL22EUS-PB-2.5
3" backset sashlock	PB	1	JL22EUS-PB-3.0	YL22EUS-PB-3.0
Rebate kit 0.5"	SC	1	J2200REB-0.5-SC	
Rebate kit 1"	SC	1	J2200REB-1.0-SC	
Rebate kit 0.5"	PB	1	J2200REB-0.5-PL	
Rebate kit 1"	PB	1	J2200REB-1.0-PL	
Intumescent kit - essential for fire doors	N/A	1	J-STRONGBOLT-SL-IK	

StrongBOLT® oval profile sashlock



Description	Finish	Unit qty	Boxed
2.5" backset sashlock	SS	1	JL220VS-SS-2.5
3" backset sashlock	SS	1	JL220VS-SS-3.0
2.5" backset sashlock	PB	1	JL220VS-PB-2.5
3" backset sashlock	PB	1	JL220VS-PB-3.0
Rebate kit 0.5"	SC	1	J2200REB-0.5-SC
Rebate kit 1"	SC	1	J2200REB-1.0-SC
Rebate kit 0.5"	PB	1	J2200REB-0.5-PL
Rebate kit 1"	PB	1	J2200REB-1.0-PL
Intumescent kit - essential for fire doors	N/A	1	J-STRONGBOLT-SL-IK

StrongBOLT® euro profile deadlock



Description	Finish	Unit qty	Boxed	Clam packed
2.5" backset deadlock	SS	1	JL21EUS-SS-2.5	YL21EUS-SS-2.5
3" backset deadlock	SS	1	JL21EUS-SS-3.0	YL21EUS-SS-3.0
2.5" backset deadlock	PB	1	JL21EUS-PB-2.5	YL21EUS-PB-2.5
3" backset deadlock	PB	1	JL21EUS-PB-3.0	YL21EUS-PB-3.0
Rebate kit 0.5"	SC	1	J2100REB-0.5-SC	
Rebate kit 1"	SC	1	J2100REB-1.0-SC	
Rebate kit 0.5"	PB	1	J2100REB-0.5-PL	
Rebate kit 1"	PB	1	J2100REB-1.0-PL	
Intumescent kit - essential for fire doors	N/A	1	J-STRONGBOLT-DL-IK	

Cylinder lockcases StrongBOLT®

StrongBOLT® oval profile deadlock



Description	Finish	Unit qty	Boxed
2.5" backset deadlock	SS	1	JL210VS-SS-2.5
3" backset deadlock	SS	1	JL210VS-SS-3.0
2.5" backset deadlock	PB	1	JL210VS-PB-2.5
3" backset deadlock	PB	1	JL210VS-PB-3.0
Rebate kit 0.5"	SC	1	J2100REB-0.5-SC
Rebate kit 1"	SC	1	J2100REB-1.0-SC
Rebate kit 0.5"	PB	1	J2100REB-0.5-PL
Rebate kit 1"	PB	1	J2100REB-1.0-PL
Intumescent kit - essential for fire doors	N/A	1	J-STRONGBOLT-DL-IK

StrongBOLT® bathroom lock



Description	Finish	Unit qty	Boxed	Clam packed
2.5" backset bathroom lock	SS	1	J22WCS-SS-2.5	Y22WCS-SS-2.5
3" backset bathroom lock	SS	1	J22WCS-SS-3.0	Y22WCS-SS-3.0
2.5" backset bathroom lock	PB	1	J22WCS-PB-2.5	Y22WCS-PB-2.5
3" backset bathroom lock	PB	1	J22WCS-PB-3.0	Y22WCS-PB-3.0
Rebate kit 0.5"	SC	1	J2200REB-0.5-SC	-
Rebate kit 1"	SC	1	J2200REB-1.0-SC	-
Rebate kit 0.5"	PB	1	J2200REB-0.5-PL	-
Rebate kit 1"	PB	1	J2200REB-1.0.PL	-
Intumescent kit - essential for fire doors	N/A	1	J-STRONGBOLT-SL-IK	-



ExiSAFE



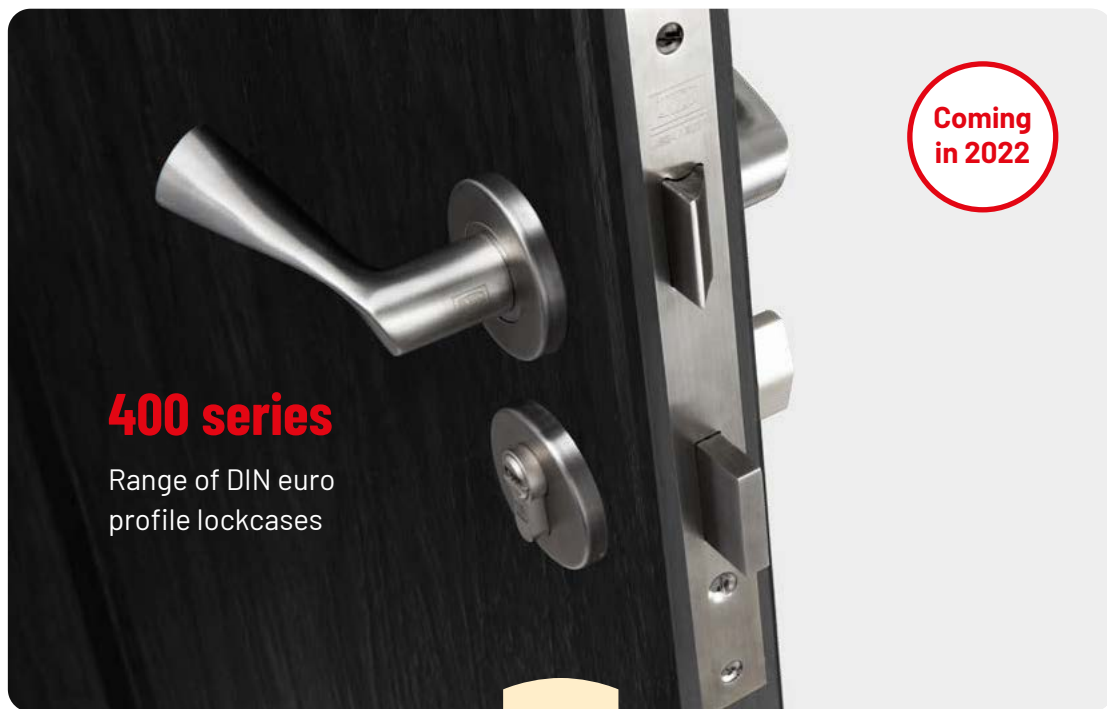
When safety really matters, choose ExiSAFE

British engineered panic hardware range

See page 18 to see the full range of ExiSAFE product

CE certifiere





Coming in 2022

400 series

Range of DIN euro profile lockcases

- Square or radius face plates to suit site or factory installation
- Pierced to accept bolt through furniture
- Quick reversible radius latch
- Plastic splinter guard for easy installation

- **Backset:** 55mm or 60mm
- **Fixing points:** 38mm
- **Deadbolt throw:** 20mm
- 165mm 82/87mm 72

Description	Backset	FD rating
Intumescent - X0347255-IK-30/60	55mm	30/60 mins
Intumescent - X0347260-IK-30/60	60mm	30/60 mins
Intumescent - X0347255-IK-90/120	55mm	90/120 mins
Intumescent - X0347260-IK-90/120	55mm	90/120 mins

400 series DIN sashlock



- When fitting to a fire door it is essential to fit with its intumescent pack, ordered separately

Description	Finish	Unit qty	Boxed
55mm backset with square forend	SS	1	J0347255EU-SL-S-SS
55mm backset with radius forend	SS	1	J0347255EU-SL-R-SS
60mm backset with square forend	SS	1	J0347260EU-SL-S-SS
60mm backset with radius forend	SS	1	J0347260EU-SL-R-SS
55mm backset with square forend	PB	1	J0347255EU-SL-S-PB
55mm backset with radius forend	PB	1	J0347255EU-SL-R-PB
60mm backset with square forend	PB	1	J0347260EU-SL-S-PB
60mm backset with radius forend	PB	1	J0347260EU-SL-R-PB



400 series DIN latch



- When fitting to a fire door it is essential to fit with its intumescent pack, ordered separately

Description	Finish	Unit qty	Boxed
55mm backset with square forend	SS	1	J0347255EU-LA-S-SS
55mm backset with radius forend	SS	1	J0347255EU-LA-R-SS
60mm backset with square forend	SS	1	J0347260EU-LA-S-SS
60mm backset with radius forend	SS	1	J0347260EU-LA-R-SS
55mm backset with square forend	PB	1	J0347255EU-LA-S-PB
55mm backset with radius forend	PB	1	J0347255EU-LA-R-PB
60mm backset with square forend	PB	1	J0347260EU-LA-S-PB
60mm backset with radius forend	PB	1	J0347260EU-LA-R-PB



400 series DIN deadlock



- When fitting to a fire door it is essential to fit with its intumescent pack, ordered separately

Description	Finish	Unit qty	Boxed
55mm backset with square forend	SS	1	J0347255EU-DL-S-SS
55mm backset with radius forend	SS	1	J0347255EU-DL-R-SS
60mm backset with square forend	SS	1	J0347260EU-DL-S-SS
60mm backset with radius forend	SS	1	J0347260EU-DL-R-SS
55mm backset with square forend	PB	1	J0347255EU-DL-S-PB
55mm backset with radius forend	PB	1	J0347255EU-DL-R-PB
60mm backset with square forend	PB	1	J0347260EU-DL-S-PB
60mm backset with radius forend	PB	1	J0347260EU-DL-R-PB



400 series DIN nightlatch



- When fitting to a fire door it is essential to fit with its intumescent pack, ordered separately

Description	Finish	Unit qty	Boxed
55mm backset with square forend	SS	1	J0347255EU-NL-S-SS
55mm backset with radius forend	SS	1	J0347255EU-NL-R-SS
60mm backset with square forend	SS	1	J0347260EU-NL-S-SS
60mm backset with radius forend	SS	1	J0347260EU-NL-R-SS
55mm backset with square forend	PB	1	J0347255EU-NL-S-PB
55mm backset with radius forend	PB	1	J0347255EU-NL-R-PB
60mm backset with square forend	PB	1	J0347260EU-NL-S-PB
60mm backset with radius forend	PB	1	J0347260EU-NL-R-PB



Cylinder lockcases 400 series

400 series DIN bathroom lock



Description	Finish	Unit qty	Boxed
55mm backset with square forend	SS	1	J0347255EU-WC-S-SS
55mm backset with radius forend	SS	1	J0347255EU-WC-R-SS
60mm backset with square forend	SS	1	J0347260EU-WC-S-SS
60mm backset with radius forend	SS	1	J0347260EU-WC-R-SS
55mm backset with square forend	PB	1	J0347255EU-WC-S-PB
55mm backset with radius forend	PB	1	J0347255EU-WC-R-PB
60mm backset with square forend	PB	1	J0347260EU-WC-S-PB
60mm backset with radius forend	PB	1	J0347260EU-WC-R-PB



400 series DIN escape sashlock



Description	Finish	Unit qty	Boxed
55mm backset with square forend	SS	1	J0347255EU-ESL-S-SS
55mm backset with radius forend	SS	1	J0347255EU-ESL-R-SS
60mm backset with square forend	SS	1	J0347260EU-ESL-S-SS
60mm backset with radius forend	SS	1	J0347260EU-ESL-R-SS
55mm backset with square forend	PB	1	J0347255EU-ESL-S-PB
55mm backset with radius forend	PB	1	J0347255EU-ESL-R-PB
60mm backset with square forend	PB	1	J0347260EU-ESL-S-PB
60mm backset with radius forend	PB	1	J0347260EU-ESL-R-PB



400 series DIN roller latch



Description	Finish	Unit qty	Boxed
55mm backset with square forend	SS	1	J0347255EU-RL-S-SS
55mm backset with radius forend	SS	1	J0347255EU-RL-R-SS
60mm backset with square forend	SS	1	J0347260EU-RL-S-SS
60mm backset with radius forend	SS	1	J0347260EU-RL-R-SS
55mm backset with square forend	PB	1	J0347255EU-RL-S-PB
55mm backset with radius forend	PB	1	J0347255EU-RL-R-PB
60mm backset with square forend	PB	1	J0347260EU-RL-S-PB
60mm backset with radius forend	PB	1	J0347260EU-RL-R-PB



CodeGUARD 5™




BS 8607:2014
+A1:2016
Lic.KM 680973

The most secure pushbutton lock in the market

To find out more about CodeGUARD 5, see page 60





HD72 series

Range of DIN euro profile lockcases

- 72mm heavy duty euro profile lockcases
- Robust design for high frequency areas or where there is a high chance of misuse
- DIN style casing for use with euro profile cylinders
- For use with sprung or unsprung door furniture
- Pierced to accept bolt through furniture
- Splinter guard provides a professional installation



- Backset:** 60mm
- Fixing points:** 38mm
- Deadbolt throw:** 20mm

HD72	165mm	90mm	45/57mm	72mm

HD72 sashlock



Description	Finish	Unit qty	Boxed
60mm backset with square forend	SS	1	JHD72SL-S-SS60
60mm backset with radius forend	SS	1	JHD72SL-R-SS60
Intumescent - essential for use on fire doors	N/A	1	JHD72-IK

HD72 latch



Description	Finish	Unit qty	Boxed
60mm backset with square forend	SS	1	JHD72LA-S-SS60
60mm backset with radius forend	SS	1	JHD72LA-R-SS60
Intumescent - essential for use on fire doors	N/A	1	JHD72-IK

HD72 deadlock



Description	Finish	Unit qty	Boxed
60mm backset with square forend	SS	1	JHD72DL-S-SS60
60mm backset with radius forend	SS	1	JHD72DL-R-SS60
Intumescent - essential for use on fire doors	N/A	1	JHD72-IK

Cylinder lockcases HD72 series

HD72 deadlocking nightlatch



Description	Finish	Unit qty	Boxed
60mm backset with square forend	SS	1	JHD72DNL-S-SS60
60mm backset with radius forend	SS	1	JHD72DNL-R-SS60
Intumescent - essential for use on fire doors	N/A	1	JHD72-IK

HD72 bathroom lock



- Deadbolt operated by privacy turn (privacy turn not included)

Description	Finish	Unit qty	Boxed
60mm backset with square forend	SS	1	JHD72WC-S-SS60
60mm backset with radius forend	SS	1	JHD72WC-R-SS60
Intumescent - essential for use on fire doors	N/A	1	JHD72-IK

HD72 escape sashlock



- EN 179 compliant, when used with the UNION handles - J-1000RRS01 or J-1000RRU01

Description	Finish	Unit qty	Boxed
60mm backset with square forend	SS	1	JHD72ESL-S-SS60
60mm backset with radius forend	SS	1	JHD72ESL-R-SS60
Intumescent - essential for use on fire doors	N/A	1	JHD72-IK

The smart way to replace a Briton 2003, 2003V or 2004



To find out more about the Retro-V and our full range of door controls see page 10



Types of push button lock

Standard – Mechanical push button lock using combination codes to open and close.

Hold back – Mechanical push button lock using combination codes to open and close however can be left in the open position allowing free passage.

Key override – Mechanical push button lock using combination codes to gain access however can be overridden with use of a key.

Push button locks are perfect for controlling access without the need for cutting and distributing of keys to users, preventing the chances of being locked out. The code on a push button lock can be changed at any time to allow access to authorised individuals only. We offer solutions from entry level, to the highly aesthetic simple fit Code Handle® and the CodeGUARD 5™ which meets the highest security standards for push button locks.

Selecting the right push button lock

- What function do you require?
- What security level is needed?
- Is it a fire door?
- What is the door thickness?

Standards



BS 8607 – Standard for testing mechanically operated push button locksets for durability, strength and function.



Fire door testing – fire resistance within door assemblies serves three main purposes: to restrict the initial development of the fire, to restrict the spread of the fire and to protect escape routes

Digital door lock



- Easy to program, unlike most budget digital door locks
- Simple installation with no batteries or wiring
- Hold back option, allowing door to be left unlocked when required
- Non handed suitable for left and right hand applications

Description	Finish	Pack type	Unit qty	Product code
Digital door lock - standard	SC	Boxed	1	DP-X150SG
Digital door lock - standard	PB	Boxed	1	DP-X150PB
Digital door lock - hold back function	SC	Boxed	1	DP-X155SG
Digital door lock - hold back function	PB	Boxed	1	DP-X155PB

Code Handle®



Protect private doors in public spaces with a PIN handle and simple aesthetic design

- Push button lock discretely located within the handle
- Easy to retro-fit by replacing current handle
- Security with minimal effort
- Suits DIN standard lockcases
- Auto-lock and permanent unlocked functionalities
- Can be programmed with up to 9 different user codes (4-6 digits) and 1 master code (6 digits)
- Visual LED displays status locked or unlocked
- Adjustable on and off acoustic signals for operation of the lever and pressing the buttons
- Power supply - 2 x lithium-ion batteries 3V (CR2), 30,000 life cycles
- Suitable for 35 - 80mm door thickness
- CE marked to EN 55022 Class B, EN 61000-4-2, 4-3, 4-8 and EN 61000-6-2, 6-



Round rose				
Description	Finish	Pack type	Unit qty	Product code
Code handle DIN - left	SS	Boxed	1	CHD-8812-8LH
Code handle DIN - right	SS	Boxed	1	CHD-8812-8RH
Code handle DIN without code - left	SS	Boxed	1	CHD-8802-8LH
Code handle DIN without code - right	SS	Boxed	1	CHD-8802-8RH
Long plate				
Description	Finish	Pack type	Unit qty	Product code
Code handle DIN long plate - left	SS	Boxed	1	CHD-8832-8LH
Code handle DIN long plate - right	SS	Boxed	1	CHD-8832-8RH

Push button locks

CodeGUARD 5™



Secured by Design
SBD
Official Police Security Initiative

High security push button lock, tested to BS8607 grade 5



- Tough design
- Only push button lock tested to BS8607 grade 5
- Kitemarked
- Secured by design approved
- Universal handing
- Personalised factory code
- Over 2000 combinations available
- Secure bolt through fixings
- 20mm deadlocking latch for high attack resistance

CodeGUARD 5™ key override



Secured by Design
SBD
Official Police Security Initiative

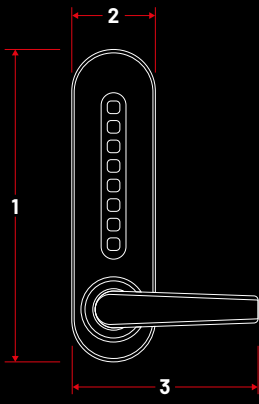
High security pushbutton lock with key override for greater flexibility



- Same tough design and security as the standard CodeGUARD 5™
- Allows the option to have key override access to the door (euro profile cylinder)
- Can be integrated into a master key system

Description	Finish	Pack type	Unit qty	Product code
Codeguard 5 mechanical push button lock	SS	Boxed	1	J8607CG5-SS
Codeguard 5 mechanical push button lock with key override	SS	Boxed	1	J8607CG5-KO-SS
Codeguard 5 intumescent kit 30/60 min fire doors	-	Bag	1	J8607CG5-IK
Codeguard 5 key override intumescent kit 30/60 min fire doors	-	Bag	1	J8607CG5-KO-IK

Product dimensions



Main unit dimensions

- 1 228mm
- 2 65mm
- 3 128mm

Standard lockcase dimensions

- 90mm
- 49mm
- Backset: 60mm

Key override lockcase dimensions

- 91mm
- 140mm
- Backset: 60mm
- Centres: 75mm

PERFORMANCE
YOU CAN



TS
R
TR



Rim locks are fitted to the face of a door. From auto-deadlocking cylinder nightlatches, to lever operated rim locks, our range also includes a wide selection of finishes from chrome to brass rim locks.

Selecting the right rim lock

- What function do you require?
- What furniture are you using?
- What security level is needed?
- What is the door thickness?

Types of rim locks

Nightlatches

Most commonly found on home front doors, they automatically lock when the door shuts, and are operated by a key from the outside. Some nightlatches can be double deadlocked from the inside and others from the outside – however these are not recommended for use on a single entry-point properties like apartments or flats, as if the key cannot be located it is possible that residents could be locked inside.

Deadlock

The bolt can be withdrawn to allow the door to swing free, or projected so that the door is held in the closed position.

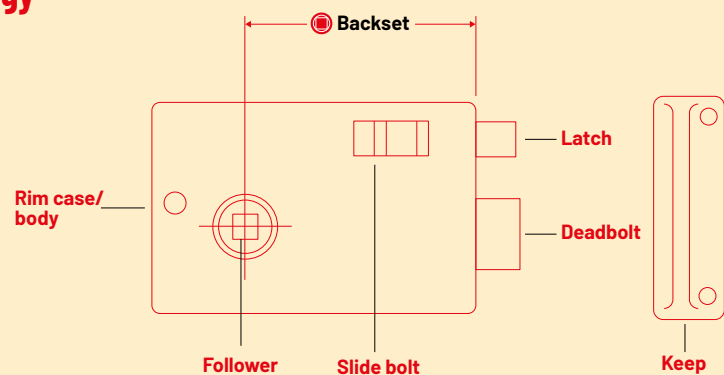
Sashlock

Allows the door to be held in the closed position by the latch whilst still offering free passage when the lever handle is depressed or the knob is rotated. When the door is closed and the bolt is projected it ensures the door is held in the closed position.

Other

Some rim locks are also available with a snib for deadlocking or a side bolt to allow the rim lock to be held open (internally).

Terminology



We also offer rim cylinders, see our cylinder section for more details

See page 70 for more information

77 traditional nightlatch



- The original Yale lock
- Snib function enables the latch to be held back or deadlocked internally
- Supplied with 1109 rim cylinder and 2 keys (except for case only models)

Backset: 60mm

Description	Finish	Cylinder finish	Boxed	Clam packed	Unit qty
77 traditional nightlatch	ENB	PB	B-77-ENB-PB-60	P-77-ENB-PB-60	1
77 traditional nightlatch	ENB	SC	B-77-ENB-SC-60	-	1
77 traditional nightlatch	CH	CH	B-77-CH-CH-60	P-77-CH-CH-60	1
77 traditional nightlatch	BLX	PB	B-77-BLX-PB-60	P-77-BLX-PB-60	1
77 traditional nightlatch - case only	ENB	N/A	-	P-77KC-ENB-60	1

Push button privacy handles


Giving you privacy in style



- Revolutionary time-saving push button lever system
- Quick to install
- Allows user to lock doors without a separate lock
- Ideal for bathrooms

See page 108 for more info

85 deadlocking standard nightlatch




- High security double locking with lockable handle from the external and automatic deadlocking
- A reverse turn of the key in the cylinder can deadlock the internal handle
- Snib function enables the latch to be held back or deadlocked internally
- Supplied with 1109 rim cylinder and 2 keys (except for case only models)

Backset: 40mm

Description	Finish	Cylinder finish	Boxed	Clam packed	Unit qty
85 deadlocking nightlatch	CH	CH	B-85-CH-CH-40	P-85-CH-CH-40	1
85 deadlocking nightlatch	BLX	PB	B-85-BLX-PB-40	P-85-BLX-PB-40	1
85 deadlocking nightlatch	DMG	PB	B-85-DMG-PB-40	P-85-DMG-PB-40	1
85 deadlocking nightlatch	DMG	SC	B-85-DMG-SC-40	P-85-DMG-SC-40	1
85 deadlocking nightlatch	SC	SC	-	P-85-SC-SC-40	1
85 deadlocking nightlatch - case only	DMG	-	-	P-85KC-DMG-40	1

89 deadlocking standard nightlatch




- High security double locking with lockable handle from the external and automatic deadlocking
- A reverse turn of the key in the cylinder can deadlock the internal handle
- Snib function enables the latch to be held back or deadlocked internally
- Supplied with 1109 rim cylinder and 2 keys (except for case only models)

Backset: 60mm

Description	Finish	Cylinder finish	Boxed	Clam packed	Unit qty
89 deadlocking nightlatch	CH	CH	B-89-CH-CH-60	P-89-CH-CH-60	1
89 deadlocking nightlatch	BLX	PB	B-89-BLX-PB-60	P-89-BLX-PB-60	1
89 deadlocking nightlatch	DMG	PB	B-89-DMG-PB-60	P-89-DMG-PB-60	1
89 deadlocking nightlatch	DMG	SC	B-89-DMG-SC-60	P-89-DMG-SC-60	1
89 deadlocking nightlatch	SC	SC	-	P-89-SC-SC-60	1
89 deadlocking nightlatch - case only	DMG	-	-	P-89KC-DMG-60	1

P1 double security nightlatch



- High security with double locking, internal lockable handle and automatic deadlocking
- Internal lockable handle for increased security
- Snib function enables the latch to be held back
- Latch automatically deadlocks on closing the door
- Anti-carding and anti-bump protection
- Supplied with 1109 rim cylinder and 2 keys

Backset: 60mm

Description	Finish	Cylinder finish	Boxed	Clam packed	Unit qty
1 double locking nightlatch	DMG	PB	B-1-DMG-PB-60	P-1-DMG-PB-60	1
1 double locking nightlatch	DMG	SC	B-1-DMG-SC-60	N/A	1
1 double locking nightlatch	BLX	PB	B-1-BLX-PB-60	P-1-BLX-PB-60	1
1 double locking nightlatch	CH	CH	-	P-1-CH-CH-60	-

P2 double security nightlatch



- High security double locking and automatic deadlocking
- Inside handle can be deadlocked
- Snib to deadlock or hold back the latch
- Latch automatically deadlocks on closing the door
- Anti-bump protection
- Supplied with 1109 rim cylinder and 2 keys

Backset: 40mm

Description	Finish	Cylinder finish	Boxed	Clam packed	Unit qty
2 double locking nightlatch	DMG	PB	B-2-DMG-PB-40	P-2-DMG-PB-40	1
2 double locking nightlatch	DMG	SC	B-2-DMG-SC-40	N/A	1
2 double locking nightlatch	BLX	PB	B-2-BLX-PB-40	P-2-BLX-PB-40	1
2 double locking nightlatch	CH	CH	-	P-2-CH-CH-40	1

BS1 British Standard nightlatch



- Maximum protection levels against known attack methods
- Secured by Design approved
- 20mm anti-saw bolt for increased strength
- Anti-drill, anti-bump and anti-carding protection
- Automatic deadlocking
- Push button to hold back the latch
- Supplied with high security TS007 1 star 6 pin rim cylinder and 2 keys

Backset: 60mm

Description	Finish	Cylinder finish	Boxed	Clam packed	Unit qty
British standard nightlatch	BLX	PB	B-BS1-BLX-PB-60	-	1
British standard nightlatch	DMG	PB	B-BS1-DMG-PB-60	-	1
British standard nightlatch	CH	CH	-	P-BS1-CH-CH-60	1
British standard nightlatch	BLX	PB	-	P-BS1-BLX-PB-60	1
British standard nightlatch	DMG	PB	-	P-BS1-DMG-PB-60	1

BS2 British standard nightlatch



- Maximum protection levels against known attack methods
- Secured by Design approved
- 20mm anti-saw bolt for increased strength
- Anti-drill, anti-bump and anti-carding protection
- Automatic deadlocking
- Push button to hold back the latch
- Supplied with high security TS007 1 star 6 pin rim cylinder and 2 keys

Backset: 40mm

Description	Finish	Cylinder finish	Boxed	Clam packed	Unit qty
British standard nightlatch	CH	CH	B-BS2-CH-CH-40	P-BS2-CH-CH-40	1
British standard nightlatch	BLX	PB	B-BS2-BLX-PB-40	P-BS2-BLX-PB-40	1
British standard nightlatch	DMG	PB	-	P-BS2-DMG-PB-40	1

Rim locks

P334 rim sashlock



- For use in internal doors, sheds and gates
- Operation by key and knobs from either side of the door
- One turn of the key deadlocks the bolt
- Suitable for both left and right handed doors
- Supplied with 2 keys

Description	Finish	Clam packed	Unit qty
P334 rim sashlock	GRY	P-334-GRY	1
P334 rim sashlock	BLK	P-334-BK	1

P401 rim sashlock



- For use in internal doors, sheds and gates
- Operation by key and knobs from either side of the door
- One turn of the key deadlocks the bolt
- Suitable for both left and right handed doors
- Supplied with 2 keys

Description	Finish	Clam packed	Unit qty
P401 rim sashlock	GRY	P-401-GRY	1
P401 rim sashlock	BLK	P-401-BK	1

P402 rim deadlock



- For use in internal doors, sheds and gates
- Operation by key
- One turn of the key deadlocks the bolt
- Suitable for both left and right handed doors
- Supplied with 2 keys

Description	Finish	Clam packed	Unit qty
P402 rim deadlock	GRY	P-402-GRY	1
P402 rim deadlock	BLK	P-402-BK	1

400 series

DIN sashlock



Coming soon in 2022

Fire door tested

Suitable for timber and metal doors. Square or radius face plate. For a matching range, from deadlocks to bathroom locks to roller latches, check out the entire 400 series of lockcases.

See page 50 for more info





No matter what type of cylinder you're after, we offer a diverse range of easy fit cylinder profiles, finishes and functions for any type of cylinder lock. From euro cylinders to rim cylinders, as well as master keying options covering different security levels, we can help meet the demands of any project.

Selecting the correct cylinder size

Specifying the correct cylinder length is important for security as well as aesthetics. It is essential to ensure that the cylinder is flush with the surrounding hardware to reduce the opportunity for the cylinder to be removed

What to consider:

- Door thickness
- Hardware thickness (e.g. cylinder roses)
- Lock position

In most applications, the mortice lock will be fitted on the door centreline. Therefore, a standard equal length cylinder can be used. However, if the lock is fitted off-centre then an offset cylinder needs to be specified.

Standards

EN 1303 **EN 1303:2015** – classifies cylinders using an 8 digit code. Each part of the standard represents a particular feature that the cylinder is graded against to show its performance for elements such as durability, fire resistance, corrosion resistance, key related security and attack resistance



TS007:2011 – The cylinder lock and door handles used on an entrance door should meet the highest standards and protect against the latest known forms of attack to give effective security. Cylinders achieving TS007 and tested with the BSI to proudly carry the British Kitemark.



TS007 offers a 1 and 3 star rating; where 3 stars is the pinnacle of the standard to prevent an attacker from breaking off or 'snapping' a cylinder to manipulate the lock and gain access.

Types of cylinder

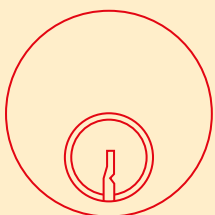
Euro:

The euro cylinder plug and key way are situated at the top of the cylinder with a slim profile body. It is available in three variants: single, double and thumb turn, all of which are secured into a euro profile lockcase by its central fixing point.



Rim:

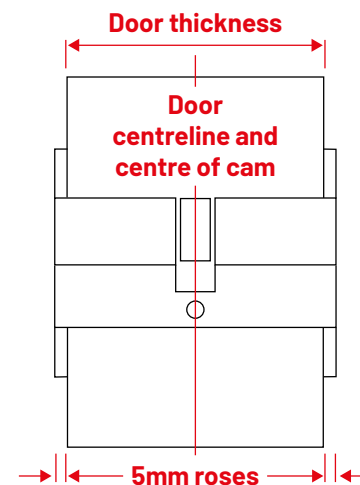
The rim cylinder is designed with a large round shaped body profile and securing holes on the back with a long tail bar to interact with a rim lock. The plug and keyway are then situated at the bottom of the cylinder.



Euro cylinders

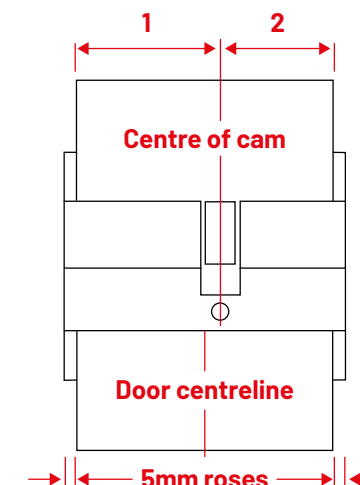
How to measure an equal length double cylinder

Door thickness
+ total hardware thickness
= overall cylinder length



How to measure an offset cylinder length

(measurement 1 + hardware thickness)
+ (measurement 2 + hardware thickness)
= overall cylinder length



5-pin single cylinder



- Single cylinder for euro profile locks
- Supplied with 3 keys
- Keyed to differ

Description	Pack type	Unit qty	Case qty	Finish	
				SN	PB
Single cylinder 35/10	Clam packed	1	5	DP007998	DP007997

5-pin double cylinder



- Double cylinder for euro profile locks
- Supplied with 3 keys
- Keyed to differ

Description	Pack type	Unit qty	Case qty	Finish	
				SN	PB
Double cylinder 30/30	Clam packed	1	5	DP007203	DP007211
Double cylinder 35/35	Clam packed	1	5	DP007200	DP007210
Double cylinder 40/40	Clam packed	1	5	DP007204	DP007212
Double cylinder 45/45	Clam packed	1	5	DP007205	DP007217
Double cylinder 40/50	Clam packed	1	5	DP007204X	DP007212X
Offset double cylinder 45/50	Clam packed	1	5	DP007205Y	-
Offset double cylinder 45/505	Clam packed	1	5	DP007205X	-

5-pin thumb turn cylinder



- Thumb turn cylinder for euro profile locks
- Supplied with 3 keys
- Keyed to differ

Description	Pack type	Unit qty	Case qty	Finish	
				SN	PB
Cylinder and turn 30/30	Clam packed	1	5	DP007207	DP007214
Cylinder and turn 35/35	Clam packed	1	5	DP007206	DP007213
Cylinder and turn 40/40	Clam packed	1	5	DP007208	DP007215
Cylinder and turn 40/50	Clam packed	1	5	DP007208X	DP007215X
Offset cylinder and turn 45/50	Clam packed	1	5	DP007209Y	-
Offset cylinder and turn 45/55	Clam packed	1	5	DP007209X	-
Offset double cylinder 45/505	Clam packed	1	5	DP007205X	-

6-pin double cylinder



- Cylinder for euro profile locks
- Supplied with 3 keys
- Keyed to differ

Description	Pack type	Unit qty	Case qty	Finish	
				SN	PB
Double cylinder 35/35	Boxed	1	10	J-U6PED3535SN	J-U6PED3535PL
Double cylinder 35/45	Boxed	1	10	J-U6PED3545SN	J-U6PED3545PL
Double cylinder 35/50	Boxed	1	10	J-U6PED3550SN	J-U6PED3550PL
Double cylinder 40/40	Boxed	1	10	J-U6PED4040SN	J-U6PED4040PL
Double cylinder 40/45	Boxed	1	10	J-U6PED4045SN	J-U6PED4045PL
Double cylinder 45/55	Boxed	1	10	J-U6PED4555SN	J-U6PED4555PL

6-pin thumb turn cylinder



- Cylinder and turn for euro profile locks
- Supplied with 3 keys
- Keyed to differ

Description	Pack type	Unit qty	Case qty	Finish
				SN
Double cylinder and turn 35/35	Box	1	10	J-U6PET3535SN
Double cylinder and turn 40/40	Box	1	10	J-U6PET4040SN

Looking for a master keyed cylinder system?



UNION offers state-of-the-art cylinder systems and a dedicated in-house master key team.

We can provide solutions for any size of project.

Contact us on **0845 223 2124**

Visit uniononline.co.uk to explore our full range



KM series single cylinder



- TS007 1 star cylinder
- Kitemarked 6-pin cylinder
- Euro profile cylinder
- Keyed to differ

Description	Pack type	Unit qty	Case qty	Finish SN
Single cylinder 30/10	Boxed	1	10	KMS3010-NP
Single cylinder 35/10	Boxed	1	10	KMS3510-NP


KM series double cylinder



- TS007 1 star cylinder
- Kitemarked 6-pin cylinder
- Euro profile cylinder
- Keyed to differ

Description	Pack type	Unit qty	Case qty	Finish SN
Double cylinder 35/35	Boxed	1	10	KM3030-NP
Double cylinder 35/40	Boxed	1	10	KM3035-NP
Double cylinder 35/45	Boxed	1	10	KM3040-NP
Double cylinder 40/40	Boxed	1	10	KM3535-NP
Double cylinder 40/45	Boxed	1	10	KM3540-NP
Double cylinder 35/55	Boxed	1	10	KM3050-NP
Double cylinder 40/50	Boxed	1	10	KM3545-NP
Double cylinder 45/45	Boxed	1	10	KM4040-NP
Double cylinder 40/55	Boxed	1	10	KM3550-NP
Double cylinder 45/50	Boxed	1	10	KM4045-NP
Double cylinder 40/60	Boxed	1	10	KM3555-NP
Double cylinder 45/55	Boxed	1	10	KM4050-NP
Double cylinder 50/50	Boxed	1	10	KM4545-NP
Double cylinder 50/55	Boxed	1	10	KM4550-NP

KM series cylinder and turn



- TS007 1 star cylinders
- Kitemarked 6-pin thumb turn cylinder
- Euro profile cylinder
- Keyed to differ

Description	Pack type	Unit qty	Case qty	Finish SN
Cylinder and turn 35/35	Boxed	1	10	KMT3030-NP
Cylinder and turn 40/40	Boxed	1	10	KMT3535-NP
Cylinder and turn 45/35	Boxed	1	10	KMT4030-NP
Cylinder and turn 45/45	Boxed	1	10	KMT4040-NP

Platinum double cylinder



- Platinum TS007 high security cylinder
- Kitemarked 3 star anti-snap cylinder
- 24-pin
- Euro profile cylinders
- Keyed to differ

Description	Pack type	Unit qty	Case qty	Finish SN
Double cylinder 35/35	Boxed	1	20	B-YS3-3535N
Double cylinder 35/45	Boxed	1	20	B-YS3-3545N
Double cylinder 40/40	Boxed	1	20	B-YS3-4040N
Double cylinder 45/35	Boxed	1	20	B-YS3-4535N
Double cylinder 40/45	Boxed	1	20	B-YS3-4045N
Double cylinder 45/40	Boxed	1	20	B-YS3-4540N
Double cylinder 35/55	Boxed	1	20	B-YS3-3555N
Double cylinder 40/50	Boxed	1	20	B-YS3-4050N
Double cylinder 45/45	Boxed	1	20	B-YS3-4545N
Double cylinder 50/40	Boxed	1	20	B-YS3-5040N
Double cylinder 40/55	Boxed	1	20	B-YS3-4055N
Double cylinder 45/50	Boxed	1	20	B-YS3-4550N
Double cylinder 50/45	Boxed	1	20	B-YS3-5045N
Double cylinder 55/40	Boxed	1	20	B-YS3-5540N
Double cylinder 45/55	Boxed	1	20	B-YS3-4555N
Double cylinder 50/50	Boxed	1	20	B-YS3-5050N
Double cylinder 55/45	Boxed	1	20	B-YS3-5545N
Double cylinder 60/40	Boxed	1	20	B-YS3-6040N

Door closers & exit hardware

Locks & cylinders

Door furniture

Door closers & exit hardware

Locks & cylinders

Door furniture

Platinum cylinder and turn



- Platinum TS007 high security cylinder
- Kitemarked 3 star anti-snap cylinder
- 24-pin
- Euro profile cylinders
- Keyed to differ

Product Variants		Unit qty	Case qty	Finish SN
Description	Pack type			
Cylinder and turn 35/35	Boxed	1	20	B-YS3-3535NT
Cylinder and turn 40/40	Boxed	1	20	B-YS3-4040NT

1109 rim cylinder



- 5-pin rim cylinder
- For use with surface mounted locks operating from a tailbar
- Suitable for doors 38 to 57mm thick
- Ideal for use with nighlatches
- Bump resistant
- Supplied with 2 keys


Description	Finish	Boxed	Clam packed	Unit qty
1109 rim cylinder	PB	B-1109-PB	P-1109-PB	1
1109 rim cylinder	CH	B-1109-CH	P-1109-CH	1



Cylinder locks for a wide range of uses

No matter what type of cylinder you're after, we offer a diverse range of cylinder profiles, finishes and functions for any type of cylinder locks

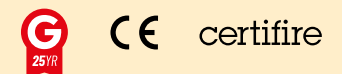
Visit uniononline.co.uk to explore our full range



HD72 lockcases

For ultimate durability

Tested to 3.5 million cycles



To find out more see page 54





A padlock is designed to be strong, durable and built to last. Ideal for securing external or remote buildings, our padlocks can withstand abuse and attack, and meet the highest security standards. The range includes open and closed shackle options, plus anti-drill padlock base plates.

Selecting the right padlock

- Consider the value of what is being protected
- What material should the padlock be made from?
- What type of body?
- What sized padlock / shackle is required?
- Will the padlock be used indoor or outdoor?
- A key or combination padlock?

Padlock material

Steel is the most common material for security padlocks which are usually hardened or case hardened. Other materials such as brass and aluminium can be used for medium level security applications.

Padlock size

Generally, the bigger the padlock, the higher the security level which can provide extra protection against attack.

External use

For outdoor use, it would always be recommended to use corrosion resistant padlocks with either protective covers, finishes or specific material such as stainless steel to resist the elements.

Standards



EN 12320 classifies padlocks and padlock fittings by using a 7 digit coding system. Each digit refers to a particular feature of the product measured against the standard's performance requirements.

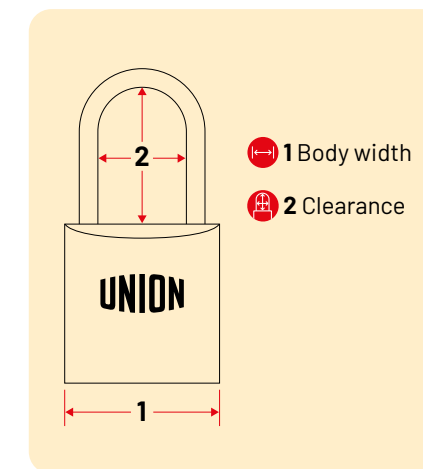
CEN rating is a European harmonised standard with testing requirements in line with EN 12320. Each grade refers to the security grade of the padlock, the higher the grade the higher the security levels.

Keyed and combination padlocks

- Combination padlocks offer ease and convenience
- A keyed padlock generally offers greater security for applications, as the padlock can only be opened by a key holder



Product dimensions



Body types

Padlocks can either have an open body or they can offer closed protection around the shackle for enhanced security.

Closed shackle



Open shackle



Combination padlock



- Resettable combination lock
- Zinc body

23mm 9 x 22mm

Description	Unit qty	Clam packed
Combination padlock	1	YP2/23/128/1G

Combination padlock



- Easy dial lock setting with over 1,000 combinations
- 48 hours corrosion resistance
- Standard protection single locking
- Open shackle
- Aluminium body with steel shackle

38mm 31 x 19mm

Description	Unit qty	Clam packed
38mm combination padlock	1	YE3CB/38/131/1/BK

Combination padlock



- Easy dial lock setting with over 1,000 combinations
- 48 hours corrosion resistant
- Standard protection single locking
- Open shackle
- Brass body with steel shackle

40mm 29 x 20mm

Description	Unit qty	Clam packed
40mm brass combination padlock	1	Y150B/40/130/1

Laminated steel padlock



- Hard wearing laminate construction with anti-corrosive internal components
- Stainless steel ball locking mechanism and hardened steel shackles to prevent cutting
- Tested to 10,000 cycles and 120 hours corrosion resistance
- Open shackle
- Keyed to differ
- Laminated steel body with hardened steel shackle
- Supplied with 3 keys

CE
EN 12320

Description	CEN rating	Body width	Shackle clearance	Unit qty	Clam packed
40mm laminated steel padlock	2	47mm	28 x 20mm	1	Y125B/40/122/1
40mm laminated steel padlock (X3)	2	47mm	28 x 20mm	3	Y125B/40/122/3
40mm laminated steel padlock - long shackle	2	47mm	63 x 20mm	1	Y125B/40/163/1
50mm laminated steel padlock	3	56mm	30 x 22mm	1	Y125B/50/129/1
60mm laminated steel padlock	3	66mm	33 x 28mm	1	Y125B/60/133/1

Brass padlock



- Resistant to attack such as cutting, pulling and twisting of the shackle
- Double locking mechanism
- Tested to 10,000 cycles and 96 hours corrosion resistance
- Open shackle
- 4-pin
- Keyed to differ
- Brass body with hardened steel shackle
- Supplied with 3 keys

CE
EN 12320

Description	CEN rating	Shackle clearance	Unit qty	Clam packed
30mm brass padlock	1	17 x 15mm	1	Y110B/30/115/1
40mm brass padlock	1	22 x 22mm	1	Y110B/40/122/1
40mm brass padlock (X2)	1	22 x 22mm	2	Y110B/40/122/2
40mm brass padlock (X4)	1	22 x 22mm	4	Y110B/40/122/4
50mm brass padlock	2	29.5 x 27.5mm	1	Y110B/50/126/1

Weatherproof padlock



- Resistant to attack such as cutting, pulling and twisting of the shackle
- Hardened steel shackles to prevent cutting and double ball locking for added security
- Protective cover on body and shackle plus key hole cover for additional weatherproof protection
- Tested to 10,000 cycles and 120 hours corrosion resistance
- Open or closed shackle
- Keyed to differ
- Laminated steel body with hardened steel shackle
- Supplied with 3 keys

CE
EN 12320

Description	CEN rating	Body width	Shackle clearance	Unit qty	Clam packed
51mm weatherproof padlock	2	53mm	24 x 18mm	1	Y220B/51/118/1
51mm weatherproof padlock (x3)	2	53mm	24 x 18mm	3	Y220B/51/118/3
51mm weatherproof padlock - closed shackle	2	53mm	24 x 18mm	1	Y221B/52/125/1
61mm weatherproof padlock	2	62mm	27 x 21mm	1	Y220B/61/123/1

Shutter padlock



- Resistant to attack such as cutting, twisting and pulling of the shackle
- Bigger shackle clearance to allow broader locking application
- Tested to 10,000 cycles and 96 hours corrosion resistance
- Keyed to differ
- Brass body
- Hardened steel shackle
- Supplied with 3 keys

CE
EN 12320

Description	CEN rating	Shackle clearance	Unit qty	Clam packed
60mm shutter padlock	2	15 x 26mm	1	Y114B/60/114/1
70mm shutter padlock	3	13 x 32mm	1	Y114B/70/113/1

Discus padlock



- Resistant to attack such as cutting, pulling, twisting of the shackle
- Closed hardened shackle to prevent cutting
- Tested to 10,000 cycles and 240 hours corrosion resistance
- Closed shackle
- Keyed to differ
- Stainless steel body with hardened steel shackle
- Key retaining - the keys stay in the padlock when it is open
- Supplied with 3 keys

CE
EN 12320

Description	CEN rating	Unit qty	Clam packed
Discus padlock	2	1	YE130/70/165/1

Padlocks

Steel Hasp



- Tested to a minimum of 96 hours for corrosion resistance
- Y105B is suitable for Y110B brass padlocks
- Y135B is suitable for Y120 brass padlocks
- Concealed fixings for extra protection
- Steel construction

Description	Unit qty	Clam packed
90mm steel hasp	1	Y105B/90/BK
120mm steel hasp	1	Y135B/120/BK

160mm hardened steel hasp



- Tested to a minimum of 96 hours for corrosion resistance
- Y155B is suitable for Y125 or Y220 or Y90S padlocks
- Concealed fixings for extra protection
- Steel construction

Description	Unit qty	Clam packed
160mm steel hasp	1	Y155B/160/BK

Padlocks also work well with brenton bolts.



Take a look at our extensive range of bolts and other gate furniture – see page 191

UNI

With over 180 years of experience and expertise, our British designed solutions not only look great, but they will also never let you down.



180 YRS





Door furniture

- 86 Jigtech
- 108 Handles & knobs
- 166 Antique furniture
- 178 Hinges
- 191 Gate furniture
- 201 Cabinet furniture
- 213 UPVC/windows
- 220 Accessories

JIGTECH™

Jigtech is a revolutionary door handle and latch fitting system which reduces fitting time and improves efficiency and accuracy by changing the way you install door furniture and latches.

Jigtech has created a new standard in door hardware installation with the innovative system reducing fitting time from over 25 minutes to under 5 minutes – a reduction and time saving of 80% benefitting both contractors and fitters alike with increased efficiency and functionality.



- **Fit handles in under five minutes**
- **100% accurate every time**
- **Saves time and money**
- **Easy to install**
- **Fire rated and Certifire approved handles**
- Unique finishes
- Door packs available
- Wide variety of handles
- Range of finishes including polished chrome, satin chrome, black nickel and antique brass



How to achieve fire-rating

An extension fixing pack and 34mm spade bit will be required for 54mm thick doors and the handles must be installed with CE SmartLatch and an intumescent strip to be fully compliant for fire doors up to FD60.

To complement the fitting system we also offer a range of stylish handles, latches in modern finishes, alongside several accessories designed specifically for the innovative fitting system.

Kits compatible with:

- Contract and premium handles
- 54mm thick doors
- CE SmartLatch and CE SmartBolt
- Push button privacy

Applications

Whether you need a striking, contemporary style for a new home or apartment, or a sleek, modern look for a smart office environment, our Jigtech door handles are available in a range of shapes, styles and finishes.

Jigtech handles, latches and accessories are designed for internal use.



How it works


The system is based around a unique jig, which clamps to the door, auto aligning the drill holes on both the door face and the edge. Holesaws are used to accurately bore into the door, in preparation for the installation of the specially designed latches and door furniture.

Centering Clamp

The jig can be used on door thicknesses between 32 and 54mm with the unique guide clamp.

Backset Adjuster

The backset can be changed to either 45mm or 57mm for UK standard tubular latches by rotating the backset dial.



Latch bore

Supplied with a push out insert, the latch bore can accommodate both traditional latches with a 22mm hole and Jigtech latches with a 25mm holesaw.

44mm Handle bore

Using a 44mm holesaw and guide bit to bore out the door prepares the door face for installation of Jigtech door handles. Includes a rubber backing for compression to prevent veneer splitting.

Centering guides

The combination of a threaded and a plain guide create a perfect self-centering mechanism, helping you to locate the latch centrally.

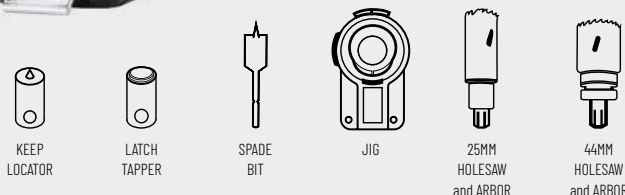
Jigtech PRO

Installation kit in carry case



What's included?

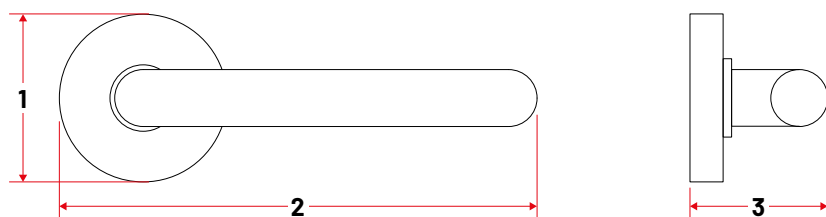
The Jigtech Pro Installation Kit is supplied in a robust carry case, containing the full range including: the jig, holesaws and arbors, spade bit and unique latch tappers and keep locators for the professional installer.



Description	Unit qty	Case qty	Product code
JIGTECH PRO case	1	4	JTP6000

Dimensions

Lever on rose



- 1 Handle - diameter of round rose or height/width of square rose
- 2 Handle length
- 3 Handle projection

Subtly enhance the look and feel of any internal door with Jigtech Premium fire rated handles which are quick and easy to install and legally compliant.

- Manufactured from premium zinc raw material
- Can be installed on fire doors up to FD60
- Certifire approved
- Compatible with Jigtech CE SmartLatch
- Suits 35-44mm door thickness
- 54mm fixing packs available



An extension fixing pack and 34mm spade bit will be required for doors of 54mm thickness and the handles must be installed with CE SmartLatch and an intumescent kit to be fully compliant for fire doors up to FD60.

Condor

Lever on round rose



- To achieve the fire-rating, CE SmartLatch with intumescent kit must be used
- Intumescent kit and 34mm spade bit sold separately

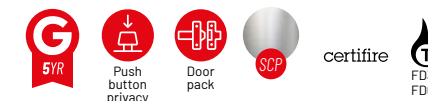
Only compatible with Jigtech PRO kit



Boxed					
Description	Fire rated	Finish	Unit qty	Case qty	Product code
Condor fire rated lever on rose	FD30/FD60	PCP	1 set	20	JTF1020-F
Condor fire rated door pack	FD30/FD60	PCP	1	20	JTB71020-F
Condor privacy door pack	No	PCP	1	20	JTB81020


Condor

Lever on round rose



- To achieve the fire-rating, CE SmartLatch with intumescent kit must be used
- Intumescent kit and 34mm spade bit sold separately

Only compatible with Jigtech PRO kit



Boxed					
Description	Fire rated	Finish	Unit qty	Case qty	Product code
Condor fire rated lever on rose	FD30/FD60	SCP	1 set	20	JTF1220-F
Condor fire rated door pack	FD30/FD60	SCP	1	20	JTB71220-F
Condor privacy door pack	No	SCP	1	20	JTB81220

All products include fixings

Look out for this symbol throughout the section to see if your desired handle is available in a door pack

Eden

Lever on round rose



- To achieve the fire-rating, CE SmartLatch with intumescent kit must be used
- Intumescent kit and 34mm spade bit sold separately

Only compatible with Jigtech PRO kit

124mm 53mm

Boxed					
Description	Fire rated	Finish	Unit qty	Case qty	Product code
Eden fire rated lever on rose	FD30/FD60	PCP	1 set	20	JTF1015-F
Eden fire rated door pack	FD30/FD60	PCP	1	20	JTB71015-F
Eden privacy door pack	No	PCP	1	20	JTB81015

Sabre

Lever on round rose



- To achieve the fire-rating, CE SmartLatch with intumescent kit must be used
- Intumescent kit and 34mm spade bit sold separately

Only compatible with Jigtech PRO kit

119mm 56.5mm

Boxed					
Description	Fire rated	Finish	Unit qty	Case qty	Product code
Sabre fire rated lever on rose	FD30/FD60	PCP	1 set	20	JTF1005-F
Sabre fire rated door pack	FD30/FD60	PCP	1	20	JTB71005-F
Sabre privacy door pack	No	PCP	1	20	JTB81005

Eden

Lever on round rose



- To achieve the fire-rating, CE SmartLatch with intumescent kit must be used
- Intumescent kit and 34mm spade bit sold separately

Only compatible with Jigtech PRO kit

124mm 53mm

Boxed					
Description	Fire rated	Finish	Unit qty	Case qty	Product code
Eden fire rated lever on rose	FD30/FD60	SCP	1 set	20	JTF1215-F
Eden fire rated door pack	FD30/FD60	SCP	1	20	JTB71215-F
Eden privacy door pack	No	SCP	1	20	JTB81215

Sabre

Lever on round rose



- To achieve the fire-rating, CE SmartLatch with intumescent kit must be used
- Intumescent kit and 34mm spade bit sold separately

Only compatible with Jigtech PRO kit

119mm 56.5mm

Boxed					
Description	Fire rated	Finish	Unit qty	Case qty	Product code
Sabre fire rated lever on rose	FD30/FD60	SCP	1 set	20	JTF1205-F
Sabre fire rated door pack	FD30/FD60	SCP	1	20	JTB71205-F
Sabre privacy door pack	No	SCP	1	20	JTB81205

Harrier

Lever on round rose



- To achieve the fire-rating, CE SmartLatch with intumescent kit must be used
- Intumescent kit and 34mm spade bit sold separately

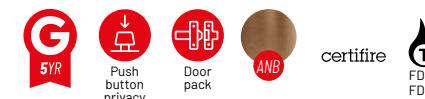
Only compatible with Jigtech PRO kit

122mm 56.5mm

Boxed					
Description	Fire rated	Finish	Unit qty	Case qty	Product code
Harrier fire rated lever on rose	FD30/FD60	PCP/SCP	1 set	20	JTF1070-F
Harrier fire rated door pack	FD30/FD60	PCP/SCP	1	20	JTB71070-F
Harrier privacy door pack	No	PCP/SCP	1	20	JTB81070

Solar

Lever on round rose



- To achieve the fire-rating, CE SmartLatch with intumescent kit must be used
- Intumescent kit and 34mm spade bit sold separately

Only compatible with Jigtech PRO kit

118mm 53.5mm

Boxed					
Description	Fire rated	Finish	Unit qty	Case qty	Product code
Solar fire rated lever on rose	FD60	ANB	1 set	20	JTF1600-F
Solar fire rated door pack	FD60	ANB	1	20	JTB71600-F
Solar privacy door pack	No	ANB	1	20	JTB81600

Solar

Lever on round rose



- To achieve the fire-rating, CE SmartLatch with intumescent kit must be used
- Intumescent kit and 34mm spade bit sold separately

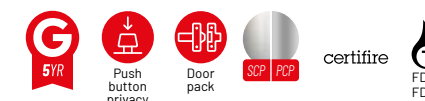
Only compatible with Jigtech PRO kit

118mm 53.5mm

Boxed					
Description	Fire rated	Finish	Unit qty	Case qty	Product code
Solar fire rated lever on rose	FD30/FD60	SCP	1 set	20	JTF1200-F
Solar fire rated door pack	FD30/FD60	SCP	1	20	JTB71200-F
Solar privacy door pack	No	SCP	1	20	JTB81200

Ultron

Lever on round rose



- To achieve the fire-rating, CE SmartLatch with intumescent kit must be used
- Intumescent kit and 34mm spade bit sold separately

Only compatible with Jigtech PRO kit

130mm 49mm

Boxed					
Description	Fire rated	Finish	Unit qty	Case qty	Product code
Ultron fire rated lever on rose	FD30/FD60	PCP/SCP	1 set	20	JTF1065-F
Ultron fire rated door pack	FD30/FD60	PCP/SCP	1	20	JTB71065-F
Ultron privacy door pack	No	PCP/SCP	1	20	JTB81065

Solar

Lever on round rose



- To achieve the fire-rating, CE SmartLatch with intumescent kit must be used
- Intumescent kit and 34mm spade bit sold separately

Only compatible with Jigtech PRO kit

118mm 53.5mm

Boxed					
Description	Fire rated	Finish	Unit qty	Case qty	Product code
Solar fire rated lever on rose	FD30/FD60	PCP	1 set	20	JTF1000-F
Solar fire rated door pack	FD30/FD60	PCP	1	20	JTB71000-F
Solar privacy door pack	No	PCP	1	20	JTB81000

Viper

Lever on round rose



- To achieve the fire-rating, CE SmartLatch with intumescent kit must be used
- Intumescent kit and 34mm spade bit sold separately

Only compatible with Jigtech PRO kit

115.5mm 61.5mm

Boxed					
Description	Fire rated	Finish	Unit qty	Case qty	Product code
Viper fire rated lever on rose	FD30/FD60	PCP	1 set	20	JTF1010-F
Viper fire rated door pack	FD30/FD60	PCP	1	20	JTB71010-F
Viper privacy door pack	No	PCP	1	20	JTB81010

Solar

Lever on round rose



- To achieve the fire-rating, CE SmartLatch with intumescent kit must be used
- Intumescent kit and 34mm spade bit sold separately

Only compatible with Jigtech PRO kit

118mm 53.5mm

Boxed					
Description	Fire rated	Finish	Unit qty	Case qty	Product code
Solar fire rated lever on rose	FD30/FD60	BNKL	1 set	20	JTF1400-F
Solar fire rated door pack	FD30/FD60	BNKL	1	20	JTB71400-F
Solar privacy door pack	No	BNKL	1	20	JTB81400

Viper

Lever on round rose



- To achieve the fire-rating, CE SmartLatch with intumescent kit must be used
- Intumescent kit and 34mm spade bit sold separately

Only compatible with Jigtech PRO kit

115.5mm 61.5mm

Boxed					
Description	Fire rated	Finish	Unit qty	Case qty	Product code
Viper fire rated lever on rose	FD30/FD60	SCP	1 set	20	JTF1210-F
Viper fire rated door pack	FD30/FD60	SCP	1	20	JTB71210-F
Viper privacy door pack	No	SCP	1	20	JTB81210

Jigtech Contract handles are manufactured from a combination of zinc and aluminium alloy, which gives structural strength.

- Suits 35-44mm door thickness
- 54mm fixing packs available



Cresta

Lever on round rose



Only compatible with Jigtech PRO kit

127.5mm 48mm

Boxed				
Description	Finish	Unit qty	Case qty	Product code
Cresta lever on rose	PCP	1 set	20	JTC2000
Cresta passage door pack	PCP	1	20	JTB72000
Cresta privacy door pack	PCP	1	20	JTB82000

Cresta

Lever on round rose



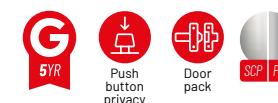
Only compatible with Jigtech PRO kit

127.5mm 48mm

Boxed				
Description	Finish	Unit qty	Case qty	Product code
Cresta lever on rose	SCP	1 set	20	JTC2200
Cresta passage door pack	SCP	1	20	JTB72200
Cresta privacy door pack	SCP	1	20	JTB82200

Parma

Lever on round rose




Only compatible with Jigtech PRO kit

127.5mm 48mm

Boxed				
Description	Finish	Unit qty	Case qty	Product code
Parma lever on rose	PCP/SCP	1 set	20	JTC2065
Parma passage door pack	PCP/SCP	1	20	JTB72065
Parma privacy door pack	PCP/SCP	1	20	JTB82065

Riva

Lever on round rose



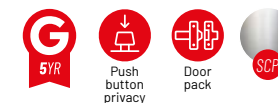
Only compatible with Jigtech PRO kit

115mm

Boxed				
Description	Finish	Unit qty	Case qty	Product code
Riva lever on rose	PCP	1 set	20	JTC2025
Riva passage door pack	PCP	1	20	JTB72025
Riva privacy door pack	PCP	1	20	JTB82025

Riva

Lever on round rose



Only compatible with Jigtech PRO kit

115mm

Boxed				
Description	Finish	Unit qty	Case qty	Product code
Riva lever on rose	SCP	1 set	20	JTC2225
Riva passage door pack	SCP	1	20	JTB72225
Riva privacy door pack	SCP	1	20	JTB82225

Vecta

Lever on round rose



Only compatible with Jigtech PRO kit

125mm 60mm

Description	Finish	Boxed		
		Unit qty	Case qty	Product code
Vecta lever on rose	PCP	1 set	20	JTC2020
Vecta passage door pack	PCP	1	20	JTB72020
Vecta privacy door pack	PCP	1	20	JTB82020

Venus

Door pack



Only compatible with Jigtech PRO kit

116.9mm

Description	Finish	Boxed		
		Unit qty	Case qty	Product code
Venus passage door pack	PCP	1	20	JTB72051

Venus

Door pack



Only compatible with Jigtech PRO kit

116.9mm

Description	Finish	Boxed		
		Unit qty	Case qty	Product code
Venus passage door pack	SCP	1	20	JTB72251

JIGTECH™



Jigtech slim rose handle coming soon in 2022

Stunning range of lever on rose handles

Sleek 3mm rose thickness

Stainless steel

Perfect for commercial environments

Quadra

Door pack



Only compatible with Jigtech PRO kit

123.5mm

Description	Finish	Boxed		Product code
		Unit qty	Case qty	
Quadra passage door pack	PCP	1	20	JTB72005

Quadra

Door pack



Only compatible with Jigtech PRO kit

123.5mm

Description	Finish	Boxed		Product code
		Unit qty	Case qty	
Quadra passage door pack	SCP	1	20	JTB72205

JIGTECH™



Saves time and money

Quicker installation of doors and handles on site
Increases earning potential of fitters
Pre-assembled handles

Kona

Door pack



Only compatible with Jigtech PRO kit

124.5mm 48.5mm

Description	Finish	Boxed		Product code
		Unit qty	Case qty	
Kona passage door pack	PCP	1	20	JTB72010

Kona

Door pack



Only compatible with Jigtech PRO kit

124.5mm 48.5mm

Description	Finish	Boxed		Product code
		Unit qty	Case qty	
Kona passage door pack	SCP	1	20	JTB82250

JIGTECHPRO™



100% accurate every time

Unique self-centering clamp
Holesaws used to accurately bore the door
Grub screw fix rose

Door closers & exit hardware

Door closers & exit hardware

Locks & cylinders

Locks & cylinders

Door furniture

Door furniture



Switch handles simplify the installation process by utilising a bespoke spring-loaded plastic body with a stainless steel handle that just clicks into place.

The stainless steel return to door style handles are designed to suit commercial and office buildings and are available in passage style.

JIGTECHPRO™



Fit handles in under 5 minutes

Jigtech reduces fitting time from over 25 minutes as standard to under 5 minutes

Time saving of over 80% for installers

Factory assembled for fast fitting

Return to door lever




• Available in door pack only

Only compatible with Jigtech PRO kit

135mm 70.5mm

Description	Finish	Boxed Unit qty	Case qty	Product code
Return to door lever passage door pack	SSS	1	20	JTR7025

T-bar straight lever



• Available in door pack only

Only compatible with Jigtech PRO kit

170mm 70.5mm

Description	Finish	Boxed Unit qty	Case qty	Product code
T-bar straight lever passage door pack	SSS	1	20	JTR7000

T-bar curved lever



• Available in door pack only

Only compatible with Jigtech PRO kit

135mm 70.5mm

Description	Finish	Boxed Unit qty	Case qty	Product code
T-bar curved lever passage door pack	SSS	1	20	JTR7020

JIGTECH™

- All Jigtech latches are supplied with Jigtech spacers as standard
- Every SmartLatch is supplied with both round and rectangular strike plates and tidies

CE SmartLatch

Smart passage tubular latch



- Saves installer time in comparison to a rectangular faceplate
- Compatible with Jigtech Premium fire rated handles
- More accurate, clean and precise install
- Can be used on both fire and non-fire-doors
- Supplied with square keep for retrofitting (NFR) and round keep for new installs (NFR and FR) - only round keep is fire rated
- Additional 34mm spade bit (JTA5003-F) is needed for install of circle keep
- To comply to FD60, an extended spindle, insert and intumescent is required

Backset: 45mm and 57mm

Description	Finish	Euro slot		45mm	57mm
		Unit qty	Case qty	Product code	Product code
CE SmartLatch passage latch	PCP	1	5	JTL4021-F	JTL4020-F
CE SmartLatch passage latch	SNP	1	5	JTL4221-F	JTL4220-F
CE SmartLatch passage latch	BNKL	1	5	JTL4321-F	JTL4320-F
CE SmartLatch passage latch	PEB	1	5	JTL4421-F	JTL4420-F
CE SmartLatch passage latch	ANB	1	5	JTL4521-F	JTL4520-F

Privacy SmartLatch

Smart standard privacy latch



Supplied with both round and standard keep

Backset: 57mm

Description	Finish	Euro slot		57mm
		Unit qty	Case qty	Product code
Smart standard privacy latch	PCP	1	5	JTL4022
Smart standard privacy latch	SNP	1	5	JTL4222
Smart standard privacy latch	BNKL	1	5	JTL4322
Smart standard privacy latch	PEB	1	5	JTL4422
Smart standard privacy latch	ANB	1	5	JTL4522

CE SmartBolt

Smart standard privacy latch



- Saves installer time in comparison to a rectangular faceplate
- Supplied with both round and standard keep - only round keep is fire rated

Backset: 57mm

Description	Finish	Euro slot		57mm
		Unit qty	Case qty	Product code
CE SmartBolt	PCP	1	5	JTL4023-F
CE SmartBolt	SNP	1	5	JTL4223-F
CE SmartBolt	BNKL	1	5	JTL4323-F
CE SmartBolt	PEB	1	5	JTL4423-F
CE SmartBolt	ANB	1	5	JTL4523-F

Accessories

Required to comply to FD60 with CE SmartLatch



Description	Fire rating		Euro slot	
	FD30	FD60	Unit qty	Product code
Extended spindle	-	Y	1	JTA0060-F
Extended insert	-	Y	1	JTA0061-F
34mm spade bit	Y	Y	1	JTA5003-F
Intumescent	Y	Y	1	JTA3060-IK

JIGTECHPRO™



Easy to install

- Self-centering jig mechanism helps to locate the latch
- No spindle cutting or wood screws required
- Bolt through fitting as standard

Door closers & exit hardware

Locks & cylinders

Door furniture

Door closers & exit hardware

Locks & cylinders

Door furniture

Round privacy rose cover



- Converts passage to privacy function
- Compatible with Jigtech privacy latches

Only compatible with Jigtech PRO kit

Description	Finish	Euro slot		
		Unit qty	Case qty	Product code
Round privacy rose cover	PCP	1	5	JTA5200
Round privacy rose cover	SCP	1	5	JTA5201
Round privacy rose cover	BNKL	1	5	JTA5203
Round privacy rose cover	ANB	1	5	JTA5205

Round bathroom turn and release



- Suits 35-44mm door thickness
- Supplied with 5mm spindles
- 54mm fixing packs available

Only compatible with Jigtech PRO kit

Description	Finish	Euro slot		
		Unit qty	Case qty	Product code
Round bathroom turn and release set	PCP	1	5	JTA5500
Round bathroom turn and release set	SCP	1	5	JTA5501
Round bathroom turn and release set	BNKL	1	5	JTA5503
Round bathroom turn and release set	ANB	1	5	JTA5505
Round bathroom turn and release set	PCP/SCP	1	5	JTA5510

Square passage rose cover



- Supplied as a pair

Only compatible with Jigtech PRO kit

Description	Finish	Euro slot		
		Unit qty	Case qty	Product code
Square passage rose cover	PCP	1	5	JTA5300
Square passage rose cover	SCP	1	5	JTA5301
Square passage rose cover	BNKL	1	5	JTA5303
Square passage rose cover	ANB	1	5	JTA5305

Square bathroom turn and release



- Suits 35-44mm door thickness
- Supplied with 5mm spindles
- 54mm fixing packs available

Only compatible with Jigtech PRO kit

Description	Finish	Euro slot		
		Unit qty	Case qty	Product code
Square bathroom turn and release set	PCP	1	5	JTA5600
Square bathroom turn and release set	SCP	1	5	JTA5601
Square bathroom turn and release set	BNKL	1	5	JTA5603
Square bathroom turn and release set	ANB	1	5	JTA5605

Square privacy rose cover



- Converts passage to privacy function
- Compatible with Jigtech privacy latches

Only compatible with Jigtech PRO kit

Description	Finish	Euro slot		
		Unit qty	Case qty	Product code
Square privacy rose cover	PCP	1	5	JTA5400
Square privacy rose cover	SCP	1	5	JTA5401
Square privacy rose cover	BNKL	1	5	JTA5404
Square privacy rose cover	ANB	1	5	JTA5405

Holesaw and arbor set



- For use with the Jigtech system

Description	Euro slot		
	Unit qty	Case qty	Product code
25mm holesaw only	1	5	JTA5001
25mm holesaw and arbor set	1	5	JTA5010
44mm holesaw only	1	5	JTA5002
44mm holesaw and arbor set	1	5	JTA5011

Door closers & exit hardware

Locks & cylinders

Door furniture

Door closers & exit hardware

Locks & cylinders

Door furniture

Spade bit



- Pre-marked depth gauge for accurate drilling

Description	Euro slot		
	Unit qty	Case qty	Product code
32mm spade bit (standard install)	1	5	JTA5003
34mm spade bit (to be used with fire doors due to intumescent)	1	5	JTA5003-F

Keep locator and latch tapper



- Protects latch from accidental damage during installation
- Designed to align the keep to the latch bolt

Description	Euro slot		
	Unit qty	Case qty	Product code
Keep locator and latch tapper	1	5	JTA5103

JIGTECH™



Fire-rated and Certifire approved handles

- Can be installed on fire doors up to FD60
- Easy to install and legally compliant
- Compatible with Jigtech CE SmartLatch



We can come to you and set up a live demonstration of Jigtech at your branch. This can help bring the many benefits of our Jigtech range to life for your customers.

Email us to book yours on csdcomm@assaabloy.com





A complete offering of contemporary and commercial designed door levers, knobs and pull handles to accommodate all residential and commercial requirements. Designed with the latest trends in mind to help create the perfect ambience for homes and office environments. A competent architectural range of styles, materials and finishes with matching accessories.

Terminology

Sprung is a term used to indicate that a door handle or door knob is fitted with a spring in the backplate or rose, which means the door handle will return to position once released.

Unsprung refers to a handle which will use the door lock itself to return to position.

Concealed fixings describes fixings that are not visible once the product is fitted.

Bolt through fixings connect a pair of handles together through the door, creating a secure fixing that will last longer providing a maintenance-free lifespan.



Our push button privacy button provides a simple solution for locking bathroom doors and works with a simple tubular latch. Look out for this symbol to see if push button privacy is available on your desired handle.

Selecting a door handle

- What type of handle do you need?
- What type of lockcase is it being fitted with?
- What is the application?
- Is it being fitted on a fire door?

Door levers, knobs or pull handle?

The door lever or pull handle you choose depends on the use of each door in the building, as well as the style you prefer. Some people prefer door knobs, while others like door levers and pull handles, for ease of use and accessibility.

Lockcases and door handles?

We offer a complete range of door furniture which is suitable for use with DIN and UK lockcases. The range features a selection of rose mounted lever furniture with matching escutcheons and a co-ordinated pull handle to satisfy the majority of door functions.

Standards and legislation

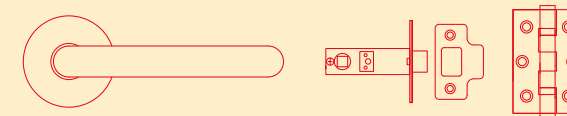
EN 1906 – standard classifies door furniture by using an 8 coded format to detail the performance of the product to ensure the standard is complementary to its application such as durability, safety and fire resistance.

Application

Perfect for use in residential and commercial environments, our handles and knob ranges are designed for internal use.

Pack types

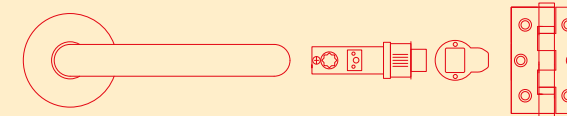
Internal door pack
(Round or square handle, tubular latch, hinges)



Privacy internal door pack
(Round or square handle, tubular latch with privacy function, hinges)



Smart internal door pack
(Round or square handle, round latch, hinges)



Smart privacy door pack
(Round or square handle, round latch with privacy function, hinges)

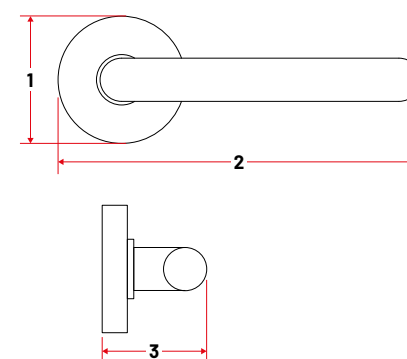


Privacy set
(Round or square handle, 57mm tubular latch or smartlatch with privacy function)



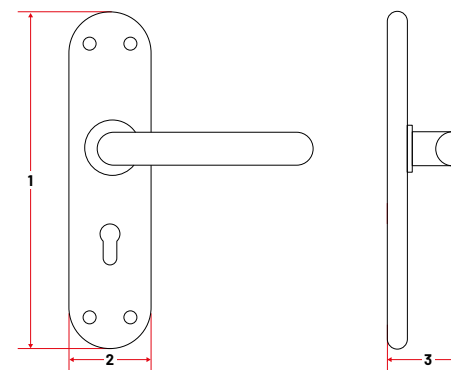
Dimensions

Lever on round rose



- 1** Handle – diameter of round rose or height/width of square rose
- 2** Handle length
- 3** Handle projection

Lever on backplate



- 1** Height of backplate
- 2** Width of backplate
- 3** Handle projection

All products include fixings

Look out for this symbol throughout the section to see if your desired handle is available in a door pack

Arc

Lever on round rose

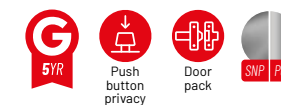


115mm 53mm 67mm

Description	Boxed		Clam packed		
	Unit qty	Product code	Unit qty	Case qty	Product code
Passage set (handles only)	1 set	DH003600	1 set	2	DP053600
Privacy set	1 set	DH003600-PRV	-	-	-
Smart privacy set	1	DH003600-SMART-PRV	-	-	-
Smart privacy door pack	1	DH003600-SMT-PRV-PK	-	-	-
Smart internal door pack	1	DH003600-SMART-INT	-	-	-
Internal door pack	1	DH003600-INTERNAL	-	-	-
Privacy internal door pack	1	DH003600-PRV-INT	-	-	-
Keyhole escutcheon	1	DH003621	1	5	DP053621
Euro escutcheon	1	DH003623	1	5	DP053623
Bathroom turn and release	1	DH003622	1	5	DP053622

Argo

Lever on round rose



125mm 53mm 62mm

Description	Boxed		Clam packed		
	Unit qty	Product code	Unit qty	Case qty	Product code
Passage set (handles only)	1 set	DH003670	-	-	-
Privacy set	1 set	DH003670-PRV	-	-	-
Smart privacy set	1	DH003670-SMART-PRV	-	-	-
Smart privacy door pack	1	DH003670-SMT-PRV-PK	-	-	-
Smart internal door pack	1	DH003670-SMT-INT	-	-	-
Internal door pack	1	DH003670-INTERNAL	-	-	-
Keyhole escutcheon	1	DH003621	1	5	DP053621
Euro escutcheon	1	DH003623	1	5	DP053623
Bathroom turn and release	1	DH003622	1	5	DP053622

Argo

Lever on round rose

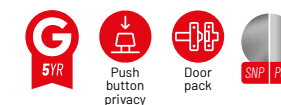


53mm 125mm 62mm

Description	Boxed		Clam packed		
	Unit qty	Product code	Unit qty	Case qty	Product code
Passage set (handles only)	1 set	DH003570	-	-	-
Privacy set	1 set	DH003570-PRV	-	-	-
Smart privacy set	1	DH003570-SMART-PRV	-	-	-
Smart privacy door pack	1	DH003570-SMT-PRV-PK	-	-	-
Smart internal door pack	1	DH003670-SMT-INT	-	-	-
Keyhole escutcheon	1	DH003576	1	5	DP053576
Euro escutcheon	1	DH003577	-	-	-
Bathroom turn and release	1	DH003578	-	-	-

Argo

Lever on square rose



53mm 133mm 68mm

Description	Boxed	
	Unit qty	Product code
Passage set (handles only)	1 set	DH003670-SQ
Privacy set	1 set	DH003670-SQ-PRV
Smart privacy set	1	DH003670-SMT-SQ-PRV
Keyhole escutcheon	1	DH003621-SQ
Euro escutcheon	1	DH003623-SQ
Bathroom turn and release	1	DH003622-SQ

Artemis

Lever on round rose



53mm 120mm 65mm

Description	Boxed		Clam packed		
	Unit qty	Product code	Unit qty	Case qty	Product code
Passage set (handles only)	1 set	DH003625	-	-	-
Privacy set	1 set	DH003625-PRV	-	-	-
Smart privacy door pack	1	DH003625-SMT-PRV-PK	-	-	-
Smart internal door pack	1	DH003625-SMT-INT	-	-	-
Keyhole escutcheon	1	DH003621	1	5	DP053621
Euro escutcheon	1	DH003623	1	5	DP053623
Bathroom turn and release	1	DH003622	1	5	DP053622

Astro

Lever on round rose

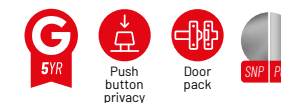


53mm 134mm 63mm

Description	Boxed		Clam packed		
	Unit qty	Product code	Unit qty	Case qty	Product code
Passage set (handles only)	1 set	DH003610	-	-	-
Privacy set	1 set	DH003610-PRV	-	-	-
Smart internal door pack	1	DH003610-SMT-INT	-	-	-
Smart privacy set	1	DH003610-SMART-PRV	-	-	-
Keyhole escutcheon	1	DH003611	1	5	DP053611
Euro escutcheon	1	DH003613	1	5	DP053613
Bathroom turn and release	1	DH003612	1	5	DP053612

Athena

Lever on round rose

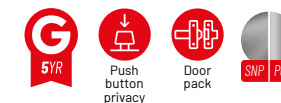


53mm 123mm 61mm

Description	Boxed		Clam packed		
	Unit qty	Product code	Unit qty	Case qty	Product code
Passage set (handles only)	1 set	DH003675	-	-	-
Privacy set	1 set	DH003675-PRV	-	-	-
Smart privacy set	1	DH003675-SMART-PRV	-	-	-
Smart privacy door pack	1	DH003675-SMT-PRV-PK	-	-	-
Smart internal door pack	1	DH003675-SMT-INT	-	-	-
Privacy internal door pack	1	DH003675-PRV-INT	-	-	-
Internal door pack	1	DH003675-INTERNAL	-	-	-
Keyhole escutcheon	1	DH003681	1	5	DP053681
Euro escutcheon	1	DH003683	1	5	DP053683
Bathroom turn and release	1	DH003682	1	5	DP053682

Aura

Lever on round rose



53mm 119mm 10mm

Description	Boxed		Clam packed		
	Unit qty	Product code	Unit qty	Case qty	Product code
Passage set (handles only)	1 set	DH003620	-	-	-
Privacy set	1 set	DH003620-PRV	-	-	-
Smart privacy set	1	DH003620-SMART-PRV	-	-	-
Keyhole escutcheon	1	DH003621	1	5	DP053621
Euro escutcheon	1	DH003623	1	5	DP053623
Bathroom turn and release	1	DH003622	1	5	DP053622

Callisto

Lever on round rose



53mm 131mm 60mm

Description	Boxed		Clam packed		
	Unit qty	Product code	Unit qty	Case qty	Product code
Passage set (handles only)	1 set	DH003665	-	-	-
Privacy set	1 set	DH003665-PRV	-	-	-
Smart privacy set	1	DH003665-SMART-PRV	-	-	-
Keyhole escutcheon	1	DH003681	1	5	DP053681
Euro escutcheon	1	DH003683	1	5	DP053683
Bathroom turn and release	1	DH003682	1	5	DP053682

Centaur

Lever on round rose

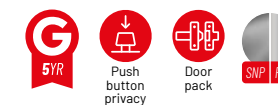


53mm 134mm 63mm

Description	Boxed		Clam packed		
	Unit qty	Product code	Unit qty	Case qty	Product code
Passage set (handles only)	1 set	DH003660	-	-	-
Privacy set	1 set	DH003660-PRV	-	-	-
Smart privacy set	1	DH003660-SMART-PRV	-	-	-
Smart internal door pack	1	DH003660-SMT-INT	-	-	-
Keyhole escutcheon	1	DH003611	1	5	DP053611
Euro escutcheon	1	DH003613	1	5	DP053613
Bathroom turn and release	1	DH003612	1	5	DP053612

Chronos

Lever on round rose

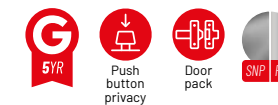


53mm 125mm 62mm

Description	Boxed		Clam packed		
	Unit qty	Product code	Unit qty	Case qty	Product code
Passage set (handles only)	1 set	DH003655	-	-	-
Privacy set	1 set	DH003655-PRV	-	-	-
Smart privacy set	1	DH003655-SMART-PRV	-	-	-
Smart internal door pack	1	DH003655-SMART-INT	-	-	-
Keyhole escutcheon	1	DH003621	1	5	DP053621
Euro escutcheon	1	DH003623	1	5	DP053623
Bathroom turn and release	1	DH003622	1	5	DP053622

Chronos

Lever on square rose




53mm 133mm 68mm

Description	Boxed		Product code
	Unit qty	Product code	
Passage set (handles only)	1 set	DH003655-SQ	
Privacy set	1 set	DH003655-SQ-PRV	
Smart privacy set	1 set	DH003655-SMT-SQ-PRV	
Smart internal door pack	1 set	DH003655-SQ-SMT-INT	
Internal door pack	1 set	DH003655-SQ-INTERNAL	
Keyhole escutcheon	1	DH003621-SQ	
Euro escutcheon	1	DH003623-SQ	
Bathroom turn and release	1	DH003622-SQ	

Clipper

Lever on round rose



53mm 128mm 56mm

Description	Boxed		Clam packed		
	Unit qty	Product code	Unit qty	Case qty	Product code
Passage set (handles only)	1 set	DH003628	-	-	-
Privacy set	1 set	DH003628-PRV	-	-	-
Keyhole escutcheon	1	DH003681	1	5	DP053681
Euro escutcheon	1	DH003683	1	5	DP053683
Bathroom turn and release	1	DH003682	1	5	DP053682

Clipper

Lever on round rose



53mm 128mm 56mm

Description	Boxed		Clam packed		
	Unit qty	Product code	Unit qty	Case qty	Product code
Passage set (handles only)	1 set	DH003629	-	-	-
Privacy set	1 set	DH003629-PRV	-	-	-
Smart privacy set	1	DH003629-SMART-PRV	-	-	-
Internal door pack	1	DH003629-INTERNAL	-	-	-
Keyhole escutcheon	1	DH003641	1	5	DP053641
Euro escutcheon	1	DH003643	1	5	DP053643
Bathroom turn and release	1	DH003642	1	5	DP053642



Look out for this symbol throughout the section to see if your desired handle is available in a door pack.

Denver

Lever on round rose



53mm 140mm 60mm

Description	Boxed		Clam packed		
	Unit qty	Product code	Unit qty	Case qty	Product code
19mm sprung lever	1 set	DH003710	1 set	2	DP053710

Elan

Lever on round rose




53mm 131mm 65mm

Description	Boxed		Clam packed		
	Unit qty	Product code	Unit qty	Case qty	Product code
Passage set (handles only)	1 set	DH003615	-	-	-
Privacy set	1 set	DH003615-PRV	-	-	-
Smart privacy set	1	DH003615-SMART-PRV	-	-	-
Keyhole escutcheon	1	DH003621	1	5	DP053621
Euro escutcheon	1	DH003623	1	5	DP053623
Bathroom turn and release	1	DH003622	1	5	DP053622

Electa

Lever on square rose

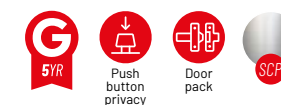


53mm 126mm 69mm

Description	Boxed Unit qty	Product code
Passage set (handles only)	1 set	DH003595-SQ
Privacy set	1 set	DH003595-SQ-PRV
Smart privacy set	1	DH003595-SMT-SQ-PRV
Keyhole escutcheon	1	DH003681-SQ
Euro escutcheon	1	DH003683-SQ
Bathroom turn and release	1	DH003682-SQ

Falco

Lever on square rose




53mm 125mm 80mm

Description	Boxed Unit qty	Product code
Passage set (handles only)	1 set	DH003539-SQ
Privacy set	1 set	DH003539-SQ-PRV
Smart privacy set	1	DH003539-SMT-SQ-PRV
Smart internal door pack	1	DH003539-SQ-SMT-INT
Keyhole escutcheon	1	DH003641-SQ
Euro escutcheon	1	DH003643-SQ
Bathroom turn and release	1	DH003642-SQ

Falco

Lever on square rose

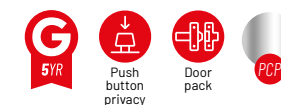


53mm 125mm 80mm

Description	Boxed Unit qty	Product code
Passage set (handles only)	1 set	DH003536-SQ
Privacy set	1 set	DH003536-SQ-PRV
Smart privacy set	1	DH003536-SMT-SQ-PRV
Keyhole escutcheon	1	DH003681-SQ
Euro escutcheon	1	DH003683-SQ
Bathroom turn and release	1	DH003682-SQ

Flex

Lever on round rose



53mm 126mm 74mm

Description	Boxed		Clam packed		
	Unit qty	Product code	Unit qty	Case qty	Product code
Passage set (handles only)	1 set	DH003645	1	2	DP053645
Privacy set	1 set	DH003645-PRV	-	-	-
Smart privacy set	1	DH003645-SMART-PRV	-	-	-
Smart privacy door pack	1	DH003645-SMT-PRV-PK	-	-	-
Smart internal door pack	1	DH003645-SMT-INT	-	-	-
Internal door pack	1	DH003645-INTERNAL	-	-	-
Keyhole escutcheon	1	DH003681	1	5	DP053681
Euro escutcheon	1	DH003683	1	5	DP053683
Bathroom turn and release	1	DH003682	1	5	DP053682

Flex

Lever on round rose

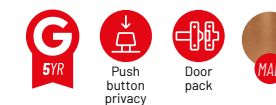


53mm 126mm 74mm

Description	Boxed		Clam packed		
	Unit qty	Product code	Unit qty	Case qty	Product code
Passage set (handles only)	1 set	DH003540	-	-	-
Privacy set	1 set	DH003540-PRV	-	-	-
Smart privacy set	1	DH003540-SMART-PRV	-	-	-
Smart privacy door pack	1	DH003540-SMT-PRV-PK	-	-	-
Smart internal door pack	1	DH003540-SMT-INT	-	-	-
Internal door pack	1	DH003540-INTERNAL	-	-	-
Keyhole escutcheon	1	DH003541	-	-	-
Euro escutcheon	1	DH003543	-	-	-
Bathroom turn and release	1	DH003542	1	5	DP053542

Flex

Lever on round rose

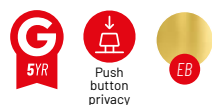


53mm 126mm 74mm

Description	Boxed		Product code
	Unit qty	Product code	
Passage set (handles only)	1 set	DH003545	
Privacy set	1 set	DH003545-PRV	
Smart privacy set	1	DH003545-SMART-PRV	
Smart privacy door pack	1	DH003545-SMT-PRV-PK	
Smart internal door pack	1	DH003545-SMT-INT	
Internal door pack	1	DH003545-INTERNAL	
Keyhole escutcheon	1	DH003546	
Euro escutcheon	1	DH003548	
Bathroom turn and release	1	DH003547	

Flex

Lever on round rose

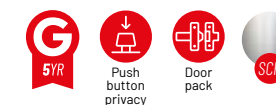


53mm 126mm 74mm

Description	Boxed		Clam packed		
	Unit qty	Product code	Unit qty	Case qty	Product code
Passage set (handles only)	1 set	DH003646	1	2	DP053646
Privacy set	1 set	DH003646-PRV	-	-	-
Smart privacy set	1	DH003646-SMART-PRV	-	-	-
Keyhole escutcheon	1	DH003616	-	-	-
Euro escutcheon	1	DH003618	-	-	-
Bathroom turn and release	1	DH003617	1	5	DP053617

Flex

Lever on round rose




53mm 126mm 74mm

Description	Boxed		Clam packed		
	Unit qty	Product code	Unit qty	Case qty	Product code
Passage set (handles only)	1 set	DH003640	-	-	-
Privacy set	1 set	DH003640-PRV	-	-	-
Smart privacy set	1	DH003640-SMART-PRV	-	-	-
Smart privacy door pack	1	DH003640-SMT-PRV-PK	-	-	-
Smart internal door pack	1	DH003640-SMART-INT	-	-	-
Privacy internal door pack	1	DH003640-PRV-INT	-	-	-
Internal door pack	1	DH003640-INTERNAL	-	-	-
Keyhole escutcheon	1	DH003641	1	5	DP053641
Euro escutcheon	1	DH003643	1	5	DP053643
Bathroom turn and release	1	DH003642	1	5	DP053642

Linea

Lever on round rose



53mm 124mm 63mm

Description	Boxed		Clam packed		
	Unit qty	Product code	Unit qty	Case qty	Product code
Passage set (handles only)	1 set	DH003550	-	-	-
Privacy set	1 set	DH003550-PRV	-	-	-
Smart privacy set	1	DH003550-SMART-PRV	-	-	-
Keyhole escutcheon	1	DH003681	1	5	DP053681
Euro escutcheon	1	DH003683	1	5	DP053683
Bathroom turn and release	1	DH003682	1	5	DP053682

Mitred

Lever on round rose




53mm 135mm 60mm

Description	Boxed		Clam packed		
	Unit qty	Product code	Unit qty	Case qty	Product code
19mm sprung lever - premier	1 set	DH003719	1 set	2	DP053719
19mm un sprung lever - premier	1 set	DH003719-US	-	-	-
19mm sprung lever	1 set	DH003719A	-	-	-

Linea

Lever on round rose



53mm 124mm 63mm

Description	Boxed		Clam packed		
	Unit qty	Product code	Unit qty	Case qty	Product code
Passage set (handles only)	1 set	DH003565	-	-	-
Privacy set	1 set	DH003565-PRV	-	-	-
Smart privacy set	1	DH003565-SMART-PRV	-	-	-
Keyhole escutcheon	1	DH003641	1	5	DP053641
Euro escutcheon	1	DH003643	1	5	DP053643
Bathroom turn and release	1	DH003642	1	5	DP053642

Orbit

Lever on round rose

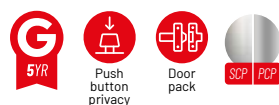


53mm 124mm 63mm

Description	Boxed		Clam packed		
	Unit qty	Product code	Unit qty	Case qty	Product code
Passage set (handles only)	1 set	DH003630	1 set	2	DP053630
Privacy set	1 set	DH003630-PRV	-	-	-
Smart privacy set	1	DH003630-SMART-PRV	-	-	-
Keyhole escutcheon	1	DH003631	1	5	DP053631
Euro escutcheon	1	DH003633	1	5	DP053633
Bathroom turn and release	1	DH003632	-	-	-

Orpheus

Lever on round rose



53mm 131mm 64mm

Description	Boxed		Clam packed		
	Unit qty	Product code	Unit qty	Case qty	Product code
Passage set (handles only)	1 set	DH003635	1 set	2	DP053635
Privacy set	1 set	DH003635-PRV	-	-	-
Smart privacy set	1	DH003635-SMART-PRV	-	-	-
Smart privacy door pack	1	DH003635-SMT-PRV-PK	-	-	-
Smart internal door pack	1	DH003635-SMT-INT	-	-	-
Keyhole escutcheon	1	DH003621	1	5	DP053621
Euro escutcheon	1	DH003623	1	5	DP053623
Bathroom turn and release	1	DH003622	1	5	DP053622

Pegasus

Lever on round rose




53mm 125mm 70mm

Description	Boxed		Clam packed		
	Unit qty	Product code	Unit qty	Case qty	Product code
Passage set (handles only)	1 set	DH003639	-	-	-
Privacy set	1 set	DH003639-PRV	-	-	-
Smart privacy set	1	DH003639-SMART-PRV	-	-	-
Keyhole escutcheon	1	DH003641	1	5	DP053641
Euro escutcheon	1	DH003643	1	5	DP053643
Bathroom turn and release	1	DH003642	1	5	DP053642

Pegasus

Lever on round rose



53mm 125mm 70mm

Description	Boxed		Clam packed		
	Unit qty	Product code	Unit qty	Case qty	Product code
Passage set (handles only)	1 set	DH003638	-	-	-
Privacy set	1 set	DH003638-PRV	-	-	-
Smart privacy set	1	DH003638-SMART-PRV	-	-	-
Keyhole escutcheon	1	DH003681	1	5	DP053681
Euro escutcheon	1	DH003683	1	5	DP053683
Bathroom turn and release	1	DH003682	1	5	DP053682



UNION GripSafe

Anti-viral copper tape for handles

- Proven to inactivate 99.98% of corona viruses*
- Reduces the spread of bacteria and germs throughout buildings
- Ideal and cost-effective hygienic solution
- Easy to fit and remove

*Eurovir hygiene has been independently tested and proven that TGEV corona viruses on the tape are 99.98% inactivated after only 60 minutes

For more information contact our customer services department on **0845 223 2124**



Phoenix

Lever on round rose



53mm 122mm 67mm

Description	Boxed		Clam packed		
	Unit qty	Product code	Unit qty	Case qty	Product code
Passage set (handles only)	1 set	DH003590	-	-	-
Privacy set	1 set	DH003590-PRV	-	-	-
Keyhole escutcheon	1	DH003681	1	5	DP053681
Euro escutcheon	1	DH003683	1	5	DP053683
Bathroom turn and release	1	DH003682	1	5	DP053682

Phoenix

Lever on backplate



185mm 41mm 68mm

Description	Boxed		Clam packed		
	Unit qty	Product code	Unit qty	Case qty	Product code
Lever latch furniture	1 set	DH004952	1 set	-	DP059952
Lever lock furniture	1 set	DH004951	1 set	-	DP059951
Lever bathroom furniture	1 set	DH004953	1 set	-	DP059953
Euro profile lock furniture	1 set	DH004950	1 set	-	DP059950
Lever latch door pack	1	LBX4002	-	-	-

Round bar

Lever on round rose



52mm 52mm 65mm

Description	Boxed		Clam packed		
	Unit qty	Product code	Unit qty	Case qty	Product code
19mm round bar lever	1 set	DH000874	1 set	3	DP005874

Seriphos

Lever on round rose



53mm 122mm 67mm

Description	Boxed		Clam packed		
	Unit qty	Product code	Unit qty	Case qty	Product code
Passage set (handles only)	1 set	DH003685	-	-	-
Privacy set	1 set	DH003685-PRV	-	-	-
Smart privacy set	1	DH003685-SMART-PRV	-	-	-
Smart internal door pack	1	DH003685-SMT-INT	-	-	-
Privacy internal door pack	1	DH003685-PRV-INT	-	-	-
Keyhole escutcheon	1	DH003681	1	5	DP053681
Euro escutcheon	1	DH003683	1	5	DP053683
Bathroom turn and release	1	DH003682	1	5	DP053682



Look out for this symbol to see if your desired handle is available in push button privacy

Straight

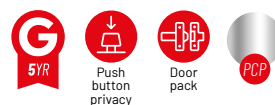
Lever on round rose



Description	Boxed		Product code
	Unit qty	Product code	
19mm sprung lever	1 set		DH003718A

Sultan

Lever on round rose



Description	Boxed		Clam packed		
	Unit qty	Product code	Unit qty	Case qty	Product code
Passage set (handles only)	1 set	DH003690	-	-	-
Privacy set	1 set	DH003690-PRV	-	-	-
Smart privacy set	1	DH003690-SMART-PRV	-	-	-
Smart privacy door pack	1	DH003690-SMT-PRV-PK	-	-	-
Smart internal door pack	1	DH003690-SMT-INT	-	-	-
Internal door pack	1	DH003690-INTERNAL	-	-	-
Keyhole escutcheon	1	DH003681	1	5	DP053681
Euro escutcheon	1	DH003683	1	5	DP053683
Bathroom turn and release	1	DH003682	1	5	DP053682

Sultan

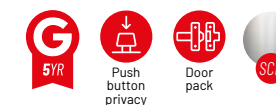
Lever on round rose



Description	Boxed		Clam packed		
	Unit qty	Product code	Unit qty	Case qty	Product code
Passage set (handles only)	1 set	DH003688	1 set	2	DP053688
Keyhole escutcheon	1	DH003616	1	5	DP053616
Euro escutcheon	1	DH003618	-	-	-
Bathroom turn and release	1	DH003617	1	5	DP053617

Sultan

Lever on round rose



Description	Boxed		Clam packed		
	Unit qty	Product code	Unit qty	Case qty	Product code
Passage set (handles only)	1 set	DH003689	-	-	-
Privacy set	1 set	DH003689-PRV	-	-	-
Smart privacy set	1	DH003689-SMART-PRV	-	-	-
Smart privacy door pack	1	DH003689-SMT-PRV-PK	-	-	-
Smart internal door pack	1	DH003689-SMT-INT	-	-	-
Internal door pack	1	DH003689-INTERNAL	-	-	-
Keyhole escutcheon	1	DH003641	1	5	DP053641
Euro escutcheon	1	DH003643	1	5	DP053643
Bathroom turn and release	1	DH003642	1	5	DP053642



Explore our full range of door hardware at www.uniononline.co.uk

T bar

Arched lever on round rose



Description	Boxed		Clam packed		
	Unit qty	Product code	Unit qty	Case qty	Product code
19mm sprung lever	1 set	DH003720A	1 set	2	DP053720

Titon

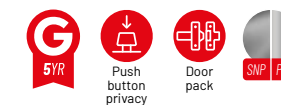
Lever on round rose



Description	Boxed		Clam packed		
	Unit qty	Product code	Unit qty	Case qty	Product code
Passage set (handles only)	1 set	DH003585	-	-	-
Privacy set	1 set	DH003585-PRV	-	-	-
Smart privacy set	1	DH003585-SMART-PRV	-	-	-
Smart internal door pack	1	DH003585-SMT-INT	-	-	-
Privacy internal door pack	1	DH003585-PRV-INT	-	-	-
Internal door pack	1	DH003585-INTERNAL	-	-	-
Keyhole escutcheon	1	DH003681	1	5	DP053681
Euro escutcheon	1	DH003683	1	5	DP053683
Bathroom turn and release	1	DH003682	1	5	DP053682

Ultimo

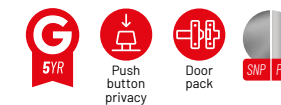
Lever on round rose



Description	Boxed		Clam packed		
	Unit qty	Product code	Unit qty	Case qty	Product code
Passage set (handles only)	1 set	DH003650	-	-	-
Privacy set	1 set	DH003650-PRV	-	-	-
Smart privacy set	1	DH003650-SMART-PRV	-	-	-
Smart privacy door pack	1	DH003650-SMT-PRV-PK	-	-	-
Smart internal door pack	1	DH003650-SMART-INT	-	-	-
Privacy internal door pack	1	DH003650-PRV-INT	-	-	-
Internal door pack	1	DH003650-INTERNAL	-	-	-
Bathroom door pack	1	DH003650-BATH	-	-	-
Keyhole escutcheon	1	DH003621	1	5	DP053621
Euro escutcheon	1	DH003623	1	5	DP053623
Bathroom turn and release	1	DH003622	1	5	DP053622

Ultimo

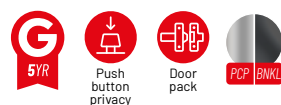
Lever on square rose



Description	Boxed	
	Unit qty	Product code
Passage set (handles only)	1 set	DH003650-SQ
Privacy set	1 set	DH003650-SQ-PRV
Smart privacy set	1	DH003650-SMT-SQ-PRV
Smart privacy door pack	1	DH003650-SQ-SMT-PRV-PK
Smart internal door pack	1	DH003650-SQ-SMT-INT
Privacy internal door pack	1	DH003650-SQ-PRV-INT
Internal door pack	1	DH003650-SQ-INTERNAL
Keyhole escutcheon	1	DH003621-SQ
Euro escutcheon	1	DH003623-SQ
Bathroom turn and release	1	DH003622-SQ

Ultimo

Lever on round rose



53mm 130mm 59mm

Description	Boxed		Clam packed		
	Unit qty	Product code	Unit qty	Case qty	Product code
Passage set (handles only)	1 set	DH003575	1 set	2	DP053575
Privacy set	1 set	DH003575-PRV	-	-	-
Smart privacy set	1	DH003575-SMART-PRV	-	-	-
Smart privacy door pack	1	DH003575-SMT-PRV-PK	-	-	-
Smart internal door pack	1	DH003575-SMT-INT	-	-	-
Privacy internal door pack	1	DH003575-PRV-INT	-	-	-
Internal door pack	1	DH003575-INTERNAL	-	-	-
Keyhole escutcheon	1	DH003576	1	5	DP053576
Euro escutcheon	1	DH003577	-	-	-
Bathroom turn and release	1	DH003578	-	-	-

Venus

Lever on round rose

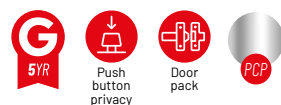


53mm 117mm 63mm

Description	Boxed		Product code
	Unit qty	Product code	
Passage set (handles only)	1 set	DH003580	
Privacy set	1 set	DH003580-PRV	
Smart privacy set	1	DH003580-SMART-PRV	
Keyhole escutcheon	1	DH003581	
Euro escutcheon	1	DH003583	
Bathroom turn and release	1	DH003582	

Venus

Lever on round rose



53mm 117mm 63mm

Description	Boxed		Clam packed		
	Unit qty	Product code	Unit qty	Case qty	Product code
Passage set (handles only)	1 set	DH003680	1 set	2	DP053680
Privacy set	1 set	DH003680-PRV	-	-	-
Smart privacy set	1	DH003680-SMART-PRV	-	-	-
Smart privacy door pack	1	DH003680-SMT-PRV-PK	-	-	-
Smart internal door pack	1	DH003680-SMT-INT	-	-	-
Privacy internal door pack	1	DH003680-PRV-INT	-	-	-
Internal door pack	1	DH003680-INTERNAL	-	-	-
Keyhole escutcheon	1	DH003681	1	5	DP053681
Euro escutcheon	1	DH003683	1	5	DP053683
Bathroom turn and release	1	DH003682	1	5	DP053682

Venus

Lever on round rose

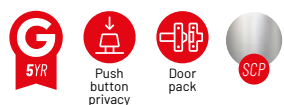


53mm 117mm 63mm

Description	Boxed		Product code
	Unit qty	Product code	
Passage set (handles only)	1 set	DH003678	
Privacy set	1 set	DH003678-PRV	
Smart privacy set	1	DH003678-SMART-PRV	
Keyhole escutcheon	1	DH003616	
Euro escutcheon	1	DH003618	
Bathroom turn and release	1	DH003617	

Venus

Lever on round rose



53mm 117mm 63mm

Description	Boxed		Clam packed		
	Unit qty	Product code	Unit qty	Case qty	Product code
Passage set (handles only)	1 set	DH003679	1 set	2	DP053679
Privacy set	1 set	DH003679-PRV	-	-	-
Smart privacy set	1	DH003679-SMART-PRV	-	-	-
Smart privacy door pack	1	DH003679-SMT-PRV-PK	-	-	-
Smart internal door pack	1	DH003679-SMT-INT	-	-	-
Keyhole escutcheon	1	DH003641	1	5	DP053641
Euro escutcheon	1	DH003643	1	5	DP053643
Bathroom turn and release	1	DH003642	1	5	DP053642

Calver

Lever on backplate



180mm 48mm 50mm

Description	Boxed		Clam packed		
	Unit qty	Product code	Unit qty	Case qty	Product code
Lever latch furniture	1 set	DH003267	1 set	2	DP008267
Lever lock furniture	1 set	DH003266	1 set	2	DP008266
Lever bathroom furniture	1 set	DH003268	1 set	2	DP008268

Calver

Lever on backplate



180mm 48mm 50mm

Description	Boxed		Clam packed		
	Unit qty	Product code	Unit qty	Case qty	Product code
Lever latch furniture	1 set	DH004267	1 set	2	DP009267
Lever lock furniture	1 set	DH004266	1 set	2	DP009266
Lever bathroom furniture	1 set	DH004268	1 set	2	DP009268
Euro profile lock furniture	1 set	DH004271	-	-	-
Door pack	-	-	1	-	DP-CSP9267

JIGTECHPRO™



Fit lever and latch in less than five minutes using the Jigtech PRO

Revolutionary door handle and latch fitting system

100% accurate every time

Full range of door levers and accessories

To view the full Jigtech range see page 86 for more info

Calder

Lever on backplate



151-97mm 38mm 45mm

Description	Boxed		Clam packed		
	Unit qty	Product code	Unit qty	Case qty	Product code
Lever latch furniture - short	1 set	DH000690	1 set	2	DP005690
Lever lock furniture	1 set	DH000680	1 set	2	DP005680
Lever bathroom furniture	1 set	DH000700	1 set	2	DP005700
Euro profile lock furniture	-	-	1 set	-	DP005681
Oval profile lock furniture	1 set	DH000702	-	-	-
Internal door pack	1	CBX5972	1	-	DP005972
3 lever external door pack	-	-	1	-	DP005970
5 lever external door pack	-	-	1	-	DP005971

Clara

Lever on backplate



185mm 41mm 60mm

Description	Boxed		Clam packed		
	Unit qty	Product code	Unit qty	Case qty	Product code
Lever latch furniture	1 set	DH004901	1 set	2	DP059901
Lever lock furniture	1 set	DH004900	1 set	2	DP059900
Lever bathroom furniture	1 set	DH004902	1 set	2	DP059902
Euro profile lock furniture	-	-	1 set	2	DP059904
Lever latch door pack	1	LBX4003	-	-	-
Bathroom door pack	1	LBX4014	-	-	-

Clara

Lever on backplate



185mm 41mm 60mm

Description	Boxed		Clam packed		
	Unit qty	Product code	Unit qty	Case qty	Product code
Lever latch furniture	1 set	DH003901	1 set	2	DP058901
Lever lock furniture	1 set	DH003900	1 set	2	DP058900
Lever bathroom furniture	1 set	DH003902	1 set	2	DP058902
Lever privacy furniture	1 set	DH003903	-	-	-
Internal door pack	1	DH003904	1	2	DP058904
Lever latch door pack	1	LBX4005	-	-	-
Bathroom door pack	1	LBX4015	-	-	-

Delta

Lever on backplate



180mm 50mm 63mm

Description	Boxed	
	Unit qty	Product code
Lever latch furniture	1 set	DH003881
Lever lock furniture	1 set	DH003880
Lever bathroom furniture	1 set	DH003882
Internal door pack	1	LBX4011
Lever privacy door pack	1	LBX4012

Georgian

Premier lever on backplate



153-113mm 50mm 60mm

Description	Boxed		Clam packed		
	Unit qty	Product code	Unit qty	Case qty	Product code
Lever latch furniture - short	1 set	DH000020	1	2	DP055020
Lever lock furniture	1 set	DH000010	1	2	DP055010
Lever bathroom furniture	-	-	1	2	DP005012
Lever privacy furniture - short	1 set	DH000013	-	-	-

New York

Lever on backplate



179mm 48mm 65mm

Description	Boxed		Clam packed		
	Unit qty	Product code	Unit qty	Case qty	Product code
Lever latch furniture	1 set	DH003206	1 set	2	DP058206
Lever lock furniture	1 set	DH003205	1 set	2	DP058205
Lever bathroom furniture	1 set	DH003207	1 set	2	DP058207

Georgian

Standard lever on backplate



153-113mm 43mm 57mm

Description	Boxed		Clam packed		
	Unit qty	Product code	Unit qty	Case qty	Product code
Lever latch furniture - short	1 set	DH000022	1	2	DP005022
Lever lock furniture	1 set	DH000011	1	2	DP005011
Lever bathroom furniture	1 set	DH000024	1	2	DP005024
Lever privacy furniture - short	1 set	DH000023	-	-	-
Internal door pack	-	-	1	-	DP-CSP5605
Internal door pack x3	-	-	3	-	DP-CSP5605X3

When security matters

StrongBOLT BS 5 lever locks

- Approved to BS 3621
- Attack resistant - anti-pick, anti-saw and anti-drill
- Sashlock and deadlock



See page 45 for more details

Salo

Lever on backplate



185mm 41mm 60mm

Description	Boxed		Clam packed		
	Unit qty	Product code	Unit qty	Case qty	Product code
Lever latch furniture	1 set	DH003921	1 set	2	DP058921
Lever lock furniture	1 set	DH003920	1 set	2	DP058920
Lever bathroom furniture	1 set	DH003922	1 set	2	DP058922
Lever privacy furniture	1 set	DH003923	1 set	2	DP058923
Euro profile lock furniture	1 set	DH003924	1 set	2	DP058924
Internal door pack	1	LBX4006	-	-	-

Salo

Lever on backplate



185mm 41mm 60mm

Description	Boxed		Clam packed		
	Unit qty	Product code	Unit qty	Case qty	Product code
Lever latch furniture	1 set	DH004921	1 set	2	DP059921
Lever lock furniture	1 set	DH004920	1 set	2	DP059920
Lever bathroom furniture	1 set	DH004922	1 set	2	DP059922
Euro profile lock furniture	1 set	DH004924	1 set	2	DP059924
Internal door pack	1	LBX4008	-	-	-

Sandal

Lever on backplate



152-102mm 38mm 45mm

Description	Boxed		Clam packed		
	Unit qty	Product code	Unit qty	Case qty	Product code
Lever latch furniture - short	1 set	DH000706	1 set	5	DP005706
Lever latch furniture - midset Lever	1 set	DH000707	1 set	5	DP005707
Lever latch furniture - 78mm spindle	1 set	DH000705	-	-	-
Lever lock furniture	1 set	DH000704	1 set	5	DP005704
Lever bathroom furniture	1 set	DH000708	1 set	5	DP005708
Euro profile lock furniture	1 set	DH000703	1 set	5	DP005703
Oval profile lock furniture	1 set	DH000702	-	-	-
3 lever external door pack	-	-	1	-	DP005980
5 lever external door pack	-	-	1	-	DP005981
Internal door pack	-	-	1	-	DP005984
Internal door pack x3	-	-	3	-	DP005984X3
Lever privacy door pack	-	-	1	-	DP005985
Internal door pack	-	-	1	-	DP-CSP706
Internal door pack x3	-	-	3	-	DP-CSP706X3
Internal door pack	1	CBX5984	-	-	-

Sigma

Lever on backplate



179mm 50mm 72mm

Description	Boxed		Clam packed		
	Unit qty	Product code	Unit qty	Case qty	Product code
Lever latch furniture	1 set	DH003912	1 set	2	DP058912
Lever lock furniture	1 set	DH003911	1 set	2	DP058911
Lever bathroom furniture	1 set	DH003913	1 set	2	DP058913
Euro profile lock furniture	1 set	DH003910	1 set	2	DP059910
Internal privacy door pack	1	LBX4009	-	-	-
Internal latch door pack	1	LBX4010	-	-	-

Sigma

Lever on backplate



179mm 50mm 72mm

Description	Boxed		Clam packed		
	Unit qty	Product code	Unit qty	Case qty	Product code
Lever latch furniture	1 set	DH002912	1 set	2	DP057912
Lever lock furniture	1 set	DH002911	1 set	2	DP057911
Lever bathroom furniture	1 set	DH002913	1 set	2	DP057913
Euro profile lock furniture	1 set	DH002910	1 set	2	DP057910
Internal door pack	1	LBX4001	-	-	-
Internal privacy door pack	1	LBX4013	-	-	-

Sigma

Lever on backplate



179mm 50mm 72mm

Description	Boxed		Clam packed		
	Unit qty	Product code	Unit qty	Case qty	Product code
Lever latch furniture	1 set	DH004912	1 set	2	DP059912
Lever lock furniture	1 set	DH004911	1 set	2	DP059911
Lever bathroom furniture	1 set	DH004913	1 set	2	DP059913
Euro profile lock furniture	1 set	DH004910	1 set	2	DH002910
Internal door pack	1	LBX4000	-	-	-

Stretton

Lever on backplate



175mm 41mm 54mm

Description	Boxed		Clam packed		
	Unit qty	Product code	Unit qty	Case qty	Product code
Lever latch furniture	1 set	DH003941	1 set	2	DP058941
Lever lock furniture	1 set	DH003940	1 set	2	DP058940
Lever bathroom furniture	1 set	DH003942	1 set	2	DP058942
Euro profile lock furniture	1 set	DH003944	1 set	2	DP058944
Lever latch door pack	1	LBX4007	-	-	-

Stretton

Lever on backplate



175mm 41mm 54mm

Description	Boxed		Clam packed		
	Unit qty	Product code	Unit qty	Case qty	Product code
Lever latch furniture	1 set	DH004941	1 set	2	DP059941
Lever lock furniture	1 set	DH004940	1 set	2	DP059940
Lever bathroom furniture	1 set	DH004942	1 set	2	DP059942
Euro profile lock furniture	1 set	DH004944	1 set	2	DP059944
Lever latch door pack	1	LBX4004	-	-	-

Victorian

Scroll premier lever on backplate



152-115mm 43mm 47mm

Description	Boxed		Clam packed		
	Unit qty	Product code	Unit qty	Case qty	Product code
Lever latch furniture - short	1 set	DH000223	1 set	2	DP055223
Lever lock furniture	1 set	DH000222	1 set	2	DP055222
Lever bathroom furniture	1 set	DH000224	1 set	2	DP055224
Lever privacy furniture - short	1 set	DH000225	1 set	2	DP055225
Internal door pack	1	DP005647	-	-	-

Victorian

Scroll premier lever on backplate



152-115mm 41mm 55mm

Description	Boxed		Clam packed		
	Unit qty	Product code	Unit qty	Case qty	Product code
Lever latch furniture - short	1 set	DH004223-SCP	1 set	2	DP059223
Lever lock furniture	1 set	DH004222-SCP	1 set	2	DP059222
Lever bathroom furniture	1 set	DH004224-SCP	1 set	2	DP059224
Lever privacy furniture - short	1 set	DH004225-SCP	1 set	2	DP059225
Internal door pack	1	DP009647	-	-	-

Victorian

Scroll premier lever on backplate



152-115mm 41mm 55mm

Description	Boxed		Clam packed		
	Unit qty	Product code	Unit qty	Case qty	Product code
Lever latch furniture - short	1 set	DH003223	1 set	2	DP058223
Lever lock furniture	1 set	DH003222	1 set	2	DP058222
Lever bathroom furniture	1 set	DH003224	1 set	2	DP058224
Lever privacy furniture - short	1 set	DH003225	1 set	2	DP058225
Euro profile lock furniture	1 set	DH003201	1 set	2	DP058201

Victorian

Scroll premier lever on backplate



152-115mm 41mm 55mm

Description	Boxed		Clam packed		
	Unit qty	Product code	Unit qty	Case qty	Product code
Lever latch furniture - short	1 set	DH004223	1 set	2	DP059223
Lever lock furniture	1 set	DH004222	1 set	2	DP059222
Lever bathroom furniture	1 set	DH004224	1 set	2	DP059224
Lever privacy furniture - short	1 set	DH004225	-	-	-
Euro profile lock furniture	1 set	DH004226	1 set	2	DP059226

Victorian

Scroll standard lever on backplate



152-115mm 43mm 47mm

Description	Boxed		Clam packed		
	Unit qty	Product code	Unit qty	Case qty	Product code
Lever latch furniture - short	1 set	DH000218	1 set	2	DP005218
Lever lock furniture	1 set	DH000219	1 set	2	DP005219
Lever bathroom furniture	1 set	DH000216	1 set	2	DP005216
Lever privacy furniture - short	1 set	DH000215	1 set	2	DP005215
Internal door pack	-	-	1	1	DP-CSP5647
Internal door pack x3	-	-	3	1	DP-CSP5647X3
Privacy door pack	-	-	1	1	DP-CSP5648

Victorian

Scroll standard lever on backplate



148-100mm 40mm 53mm

Description	Boxed		Clam packed		
	Unit qty	Product code	Unit qty	Case qty	Product code
Lever latch furniture - short	1 set	DH003218	1 set	2	DP008218
Lever lock furniture	1 set	DH003219	1 set	2	DP008219
Lever bathroom furniture	1 set	DH003216	1 set	2	DP008216
Lever privacy furniture - short	1 set	DH003215	1 set	2	DP008215
Internal door pack	-	-	1	1	DP-CSP8647
Internal door pack x3	-	-	3	1	DP-CSP8647X3

Victorian

Scroll standard lever on backplate



148-100mm 40mm 53mm

Description	Boxed		Clam packed		
	Unit qty	Product code	Unit qty	Case qty	Product code
Lever latch furniture - short	1 set	DH004218	1 set	4	DP009218
Lever lock furniture	1 set	DH004219	1 set	4	DP009219
Lever bathroom furniture	1 set	DH004216	1 set	4	DP009216
Lever privacy furniture - short	1 set	DH004215	1 set	4	DP009215
Internal door pack	-	-	1	1	DP-CSP9647
Internal door pack x3	-	-	3	1	DP-CSP9647X3

Victorian

Straight premier lever on backplate



152-115mm 43mm 47mm

Description	Boxed		Clam packed		
	Unit qty	Product code	Unit qty	Case qty	Product code
Lever latch furniture - short	1 set	DH000220	1 set	2	DP055220
Lever lock furniture	1 set	DH000210	1 set	2	DP055210
Lever bathroom furniture	1 set	DH000212	1 set	2	DP055212
Lever privacy furniture - short	1 set	DH000213	1 set	2	DP055213
Euro profile lock furniture	-	-	1 set	1	DP008008

Victorian

Straight premier lever on backplate




152-115mm 43mm 47mm

Description	Boxed		Clam packed		
	Unit qty	Product code	Unit qty	Case qty	Product code
Lever latch furniture - short	1 set	DH003220	1 set	2	DP058220
Lever lock furniture	1 set	DH003210	1 set	2	DP058210
Lever bathroom furniture	1 set	DH003212	1 set	2	DP058212
Lever privacy furniture - short	1 set	DH003213	1 set	2	DP058213
Euro profile lock furniture	1 set	DH003202	1 set	2	DP058202

Victorian

Straight premier lever on backplate



152-115mm 43mm 47mm

Description	Boxed		Clam packed		
	Unit qty	Product code	Unit qty	Case qty	Product code
Lever latch furniture - short	1 set	DP059220			

Victorian

Straight premier lever on backplate



152-115mm 43mm 47mm

Description	Boxed		Clam packed		
	Unit qty	Product code	Unit qty	Case qty	Product code
Lever latch furniture - short	1 set	DH004220	1 set	2	DP059220-SNP
Lever lock furniture	-	-	1 set	2	DP059210-SNP
Lever bathroom furniture	1 set	DH004212-SNP	1 set	2	DP059212-SNP

Victorian

Straight standard lever on backplate



152-115mm 43mm 47mm

Description	Boxed		Clam packed		
	Unit qty	Product code	Unit qty	Case qty	Product code
Lever latch furniture - short	1 set	DH000221	1 set	2	DP005221
Lever lock furniture	1 set	DH000211	1 set	2	DP005211
Lever bathroom furniture	1 set	DH000209	1 set	2	DP005209
Lever privacy furniture - short	1 set	DH000214	1 set	2	DP005214
Internal door pack	-	-	1	1	CBX5635

Door closers & exit hardware

Locks & cylinders

Door furniture

Door closers & exit hardware

Locks & cylinders

Door furniture

Victorian

Straight standard lever on backplate



152-115mm 43mm 47mm

Description	Boxed		Clam packed		
	Unit qty	Product code	Unit qty	Case qty	Product code
Lever latch furniture - short	1 set	DH003221	1 set	2	DP008221
Lever lock furniture	1 set	DH003211	1 set	2	DP008211
Lever bathroom furniture	1 set	DH003209	1 set	2	DP008209
Lever privacy furniture - short	1 set	DH003214	1 set	2	DP008214
Internal door pack	-	-	1	1	DP-CSP8635
Internal door pack x3	-	-	3	1	DP-CSP8635X3

Victorian

Straight standard lever on backplate



152-115mm 43mm 47mm

Description	Boxed		Clam packed		
	Unit qty	Product code	Unit qty	Case qty	Product code
Lever latch furniture - short	1 set	DH004221	1 set	2	DP009221
Lever lock furniture	1 set	DH004211	1 set	2	DP009211
Lever bathroom furniture	1 set	DH004209	1 set	2	DP009209
Lever privacy furniture - short	1 set	DH004214	1 set	2	DP009214

Walton

Lever on backplate



155mm 40mm 65mm

Description	Boxed		Clam packed		
	Unit qty	Product code	Unit qty	Case qty	Product code
Lever latch furniture	1 set	DH000653	1 set	2	DP005653
Lever lock furniture	1 set	DH000650	1 set	2	DP005650
Lever bathroom furniture	1 set	DH000654	1 set	2	DP005654
Euro profile lock furniture	1 set	DH000651	1 set	2	DP005651
Oval profile lock furniture	1 set	DH000652	1 set	2	DP005652

Overhead, concealed and hold-open solutions

High performance products for guaranteed peace of mind and safety



See page 10 for more details

Guardian

Knobset



65mm 65mm 64mm

Description	Boxed		Clam packed		
	Unit qty	Product code	Unit qty	Case qty	Product code
Entrance knobset	1 set	DH006600	1 set	6	DP006600
Passage knobset	1 set	DH006602	1 set	6	DP006602
Privacy knobset	-	-	1 set	6	DP006601
Dummy knobset	1 set	DH001603	-	-	-

Bala

Knobset



65mm 65mm 70mm

Description	Boxed		Clam packed		
	Unit qty	Product code	Unit qty	Case qty	Product code
Entrance knobset	-	-	1 set	6	DP006800
Passage knobset	-	-	1 set	6	DP006802
Privacy knobset	-	-	1 set	6	DP006801

Guardian

Knobset



65mm 65mm 64mm

Description	Boxed		Clam packed		
	Unit qty	Product code	Unit qty	Case qty	Product code
Entrance knobset	-	-	1 set	6	DP006500
Passage knobset	-	-	1 set	6	DP006502
Privacy knobset	1 set	DH006501	1 set	6	DP006501

Bala

Knobset



65mm 65mm 64mm

Description	Boxed		Clam packed		
	Unit qty	Product code	Unit qty	Case qty	Product code
Entrance knobset	-	-	1 set	6	DP006900
Passage knobset	-	-	1 set	6	DP006902
Privacy knobset	-	-	1 set	6	DP006901
Dummy knobset	1 set	DH001903	-	-	-

Bala

Knobset



65mm 65mm 64mm

Description	Boxed		Clam packed		
	Unit qty	Product code	Unit qty	Case qty	Product code
Entrance knobset	-	-	1 set	6	DP006950
Passage knobset	-	-	1 set	6	DP006952
Privacy knobset	-	-	1 set	6	DP006951
Dummy knobset	1 set	DH001953	-	-	-



Thousands of everyday trade products in stock



Visit uniononline.co.uk to explore our full range

Trident

Lever set



Description	Boxed	
	Unit qty	Product code
Entrance	1 set	DP006970
Passage	1 set	DP006972
Privacy	1 set	DP006971

Trident

Lever set



Description	Boxed	
	Unit qty	Product code
Entrance	1 set	DP006973
Passage	1 set	DP006975
Privacy	1 set	DP006974

Return to door

Lever on round rose



Description	Boxed	
	Unit qty	Product code
19mm return to door lever handle	1 set	DH003710

Return to door

Lever on round rose



Description	Boxed	
	Unit qty	Product code
19mm return to door lever handle	1 set	DH000874

Return to door

Lever on backplate



Description	Boxed	
	Unit qty	Product code
Return to door latch furniture	1 set	DH000653

Return to door

Lever on backplate



Description	Boxed	
	Unit qty	Product code
Return to door euro profile furniture	1 set	DH000651

Flex lever

- Classic design for that modern finish
- Range of finishes
- Push button privacy option
- Includes a split spindle for secure fitting



See page 120 for more details

RRS01

1000 series lever on rose




54mm 140mm 55mm

Boxed		
Description	Unit qty	Product code
Lever on rose	1 set	J-1000RRS01SS

RRS02

1000 series lever on rose



54mm 135mm 68mm

Boxed		
Description	Unit qty	Product code
Lever on rose	1 set	J-1000RRS02SS

RRS05

1000 series lever on rose



54mm 135mm 68mm

Boxed		
Description	Unit qty	Product code
Lever on rose	1 set	J-1000RRS05SS

RRS10

1000 series lever on rose



54mm 135mm 68mm

Boxed		
Description	Unit qty	Product code
Lever on rose	1 set	J-1000RRS10SS

Mortice knob



Description	Boxed		Clam packed		
	Unit qty	Product code	Unit qty	Case qty	Product code
Mortice knob - premier	1	DH003232	1	3	DP058232
Mortice knob - standard	1	DH003217	1	4	DP008217
Mortice knob internal door pack	-	-	1	1	DP-CSP8639

Mortice knob



Description	Boxed		Clam packed		
	Unit qty	Product code	Unit qty	Case qty	Product code
Mortice knob - premier	1	DH000232	1	3	DP055232
Mortice knob - standard	1	DH000217	1	4	DP005217
Mortice knob internal door pack	-	-	1	1	DP-CSP5639

Mortice knob



Description	Boxed		Clam packed		
	Unit qty	Product code	Unit qty	Case qty	Product code
Mortice knob - premier	1	DH004232	1	-	DP059232
Mortice knob - standard	1	DH004217	1	-	DP009217
Mortice knob internal door pack	-	-	1	-	DP-CSP9639

Georgian mortice knob



Description	Boxed		Clam packed		
	Unit qty	Product code	Unit qty	Case qty	Product code
Georgian mortice knob	1	DH000197	1	4	DP005197
Georgian mortice knob door pack	-	-	1	1	DP-CSP5639

Door closers & exit hardware

Locks & cylinders

Door furniture

Door closers & exit hardware

Locks & cylinders

Door furniture

Rim knob

Rim lock furniture



Description	Boxed		Clam packed		
	Unit qty	Product code	Unit qty	Case qty	Product code
Rim lock furniture	1	DH002149	1	3	DP007149

Rim knob

Rim lock furniture



Description	Boxed		Clam packed		
	Unit qty	Product code	Unit qty	Case qty	Product code
Plastic rim lock furniture	1	DH002148	1	3	DP007148

Rim knob

Set



Description	Boxed		Clam packed		
	Unit qty	Product code	Unit qty	Case qty	Product code
Rim knob set	1	DH003147	1	3	DP008147

Rim knob

Set



Description	Boxed		Clam packed		
	Unit qty	Product code	Unit qty	Case qty	Product code
Rim knob set	1	DH002147	1	3	DP007147

Rim knob

Set



Description	Boxed		Clam packed		
	Unit qty	Product code	Unit qty	Case qty	Product code
Rim knob set	1	DH004147	1	3	DP009147

Rim knob

Set



Description	Clam packed	
	Unit qty	Product code
Rim knob set	1	P405-BL

CE SmartLatch

Save time and money with the fast-fit



Fit 'me' in under 5 minutes

CE certifiere
EN 1154



- Quick and easy to fit
- Tested for use on fire doors
- Perfect for houses, apartments, offices and light commercial premises

To view the full range and compatible levers see page 34



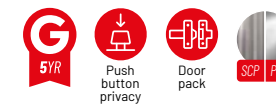
Choice door pack



Pack contents
Set of handles
76mm ball bearing hinges (x2)
63mm standard or privacy latch

Description	Boxed	
	Unit qty	Product code
Choice door pack	1	PBX2005
Choice privacy door pack	1	PBX2005-PRV

Open door pack



Pack contents
Set of handles
76mm ball bearing hinges (x2)
63mm standard or privacy latch

Description	Boxed	
	Unit qty	Product code
Open door pack	1	PBX2020
Open privacy door pack	1	PBX2020-PRV

Echo door pack



Pack contents
Set of handles
76mm ball bearing hinges (x2)
57mm smart standard or privacy latch

Description	Boxed	
	Unit qty	Product code
Echo smart latch door pack	1	SBX3010
Echo smart latch privacy door pack	1	SBX3010-PRV

Plus door pack



Pack contents
Set of handles
76mm ball bearing hinges (x2)
63mm standard or privacy latch

Description	Boxed	
	Unit qty	Product code
Plus door pack	1	PBX2000
Plus privacy door pack	1	PBX2000-PRV

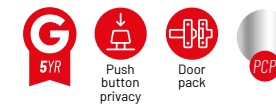
Mode door pack



Pack contents
Set of handles
76mm ball bearing hinges (x2)
63mm standard or privacy latch

Description	Boxed	
	Unit qty	Product code
Mode door pack	1	PBX2010
Mode privacy door pack	1	PBX2010-PRV

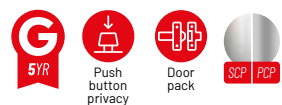
Wave door pack



Pack contents
Set of handles
76mm ball bearing hinges (x2)
57mm smart standard or privacy latch

Description	Boxed	
	Unit qty	Product code
Wave smart latch door pack	1	SBX3000
Wave smart latch privacy door pack	1	SBX3000-PRV

Move door pack



Pack contents
Set of handles
76mm ball bearing hinges (x2)
57mm smart standard or privacy latch

Description	Boxed	
	Unit qty	Product code
Move smart latch door pack	1	SBX3015
Move smart latch privacy door pack	1	SBX3015-PRV

Zone door pack



Pack contents
Set of handles
76mm ball bearing hinges (x2)
57mm smart standard or privacy latch

Description	Boxed	
	Unit qty	Product code
Zone smart latch door pack	1	SBX3005
Zone smart latch privacy door pack	1	SBX3005-PRV

Pull handles

Bow handle



Description	Finish	Boxed			Clam packed		
		Unit qty	Case qty	Product code	Unit qty	Case qty	Product code
152mm bow handle	PCP	1	10	DH003320	1	5	DP008320
152mm bow handle	PB	1	10	DH000320	1	5	DP005320
152mm bow handle	SAA	1	10	DH000734	1	5	DP005734
152mm bow handle	SCP	1	10	DH004320	1	5	DP009320

D handle



Description	Boxed			Clam packed		
	Unit qty	Case qty	Product code	Unit qty	Case qty	Product code
102mm 'D' handle	1	10	DH000736	1	5	DP005736
152mm 'D' handle	1	10	DH000738	1	5	DP005738

Pull handle on rose



Description	Boxed			Clam packed		
	Unit qty	Product code	Unit qty	Case qty	Product code	
150 x 19mm pull handle on covered rose	1	DH000739	1	4	DP005739	
225 x 19mm pull handle on covered rose	1	DH000740	1	3	DP005740	
300 x 19mm pull handle on covered rose	1	DH000741	1	3	DP005741	

Back to back fixing pull handle



Description	Boxed			Clam packed		
	Unit qty	Product code	Unit qty	Case qty	Product code	
150 x 19mm round bar pull handle	1	DH003760	1	1	DP053760	
225 x 19mm round bar pull handle	1	DH003761	1	1	DP053761	
300 x 19mm round bar pull handle	1	DH003762	1	1	DP053762	



Guardzman Pull handles

- High grade 304 stainless steel
- 3 year guarantee
- Applications - schools, offices and hospitals



See page 165 for more info

Cranked pull handle



Description	Finish	Boxed		Clam packed		
		Unit qty	Product code	Unit qty	Case qty	Product code
229mm cranked pull handle	SAA	1	DH000730	1	3	DP005730
229mm cranked pull handle	PB	1	DH000326	1	4	DP005326
229mm cranked pull handle	PCP	1	DH003326	1	3	DP008326
300mm cranked pull handle	SAA	1	DH000731	1	3	DP005731

Single pull handle



Description	Boxed	
	Unit qty	Product code
150 x 19mm pull handle	1	J-PH01X150SS
225 x 19mm pull handle	1	J-PH01X225SS

Single pull handle



Description	Boxed	
	Unit qty	Product code
300 x 22mm pull handle	1	J-PH07X300SS
425 x 22mm pull handle	1	J-PH07X425SS

Back to back fixing pull handle



Description	Boxed	
	Unit qty	Product code
300 x 22mm pull handle	1	J-PH03X300BTBSS-22
450 x 22mm pull handle	1	J-PH03X450BTBSS-22

Guardzman pull handle



Description	Boxed	
	Unit qty	Product code
325 x 19mm pull handle - 225mm centres	1	XL003820
400 x 19mm pull handle - 300mm centres	1	XL003821
600 x 19mm pull handle - 450mm centres	1	XL003823
1000 x 19mm pull handle - 900mm centres	1	XL003825
400 x 25mm pull handle - 300mm centres	1	XL003830
600 x 25mm pull handle - 450mm centres	1	XL003831
750 x 25mm pull handle - 650mm centres	1	XL003833
1000 x 25mm pull handle - 900mm centres	1	XL003835
1200 x 25mm pull handle - 1000mm centres	1	XL003836
1800 x 25mm pull handle - 1600mm centres	1	XL003838
1300 x 32mm pull handle - 1200mm centres	1	XL003818
1800 x 32mm pull handle - 1600mm centres	1	XL003819
Back to back fixing kits for Guardzman handles - 19mm and 25mm diameter	1	XL003828
Roses to suit 19mm diameter Guardzman pull handles	1	XL003829
Roses to suit 25mm and 32mm diameter Guardzman pull handles	1	XL003839

Fire rated pull handle with finger plate



Description	Finish	Boxed	
		Unit qty	Product code
229 x 19mm pull handle with 300 x 70mm finger plate	SAA	5	FB132
229 x 19mm bolt through pull handle with 300 x 70mm finger plate	SSS	5	FB146



High quality iron and brass furniture that meets modern accreditation standards for both internal and external doors. With period styling and matching accessories it is ideal for cottages, barn conversions Victorian houses and other vintage developments.

Window turn catch



Description	Boxed		Euro slot		
	Unit qty	Product code	Unit qty	Case qty	Product code
Window turn catch	1	DH001078-PREM	1	3	DP056078

Casement stay



Description	Boxed		Euro slot		
	Unit qty	Product code	Unit qty	Case qty	Product code
254mm curly casement stay	1	DH001046-PREM	1	3	DP056046

Straight door furniture



Description	Boxed		Euro slot		
	Unit qty	Product code	Unit qty	Case qty	Product code
Straight latch furniture	1	DH001024-PREM	1	2	DP056024
Straight lock furniture	1	DH001034-PREM	1	2	DP056034
Straight bathroom furniture	1	DH001014-PREM	1	2	DP056014

Casement fastener



Description	Boxed		Euro slot		
	Unit qty	Product code	Unit qty	Case qty	Product code
Curly casement fastener	1	DH001047-PREM	1	3	DP056047

Rim knob



55mm 117mm 60mm

Description	Boxed		Euro slot		
	Unit qty	Product code	Unit qty	Case qty	Product code
Rim knob furniture	1	DH001017-PREM	1	2	DP056017

Round mortice knob



63mm 63mm 75mm

Description	Boxed		Euro slot		
	Unit qty	Product code	Unit qty	Case qty	Product code
Round mortice knob furniture	1	DH001026-PREM	1	2	DP056026

Door knob



65mm 65mm 71mm

Description	Boxed		Euro slot		
	Unit qty	Product code	Unit qty	Case qty	Product code
Centre door knob	1	DH001031-PREM			

Fleur De Lys lever on backplate



200mm 53mm 60mm

Description	Boxed		Euro slot		
	Unit qty	Product code	Unit qty	Case qty	Product code
Latch furniture	1	DH001061-PREM	1	2	DP056061
Lock furniture	1	DH001060-PREM	1	2	DP056060

Fleur De Lys pull handle



Description	Boxed		Euro slot		
	Unit qty	Product code	Unit qty	Case qty	Product code
102mm pull handle	1	DH001085-PREM	1	3	DP056085
127mm pull handle	1	DH001086-PREM	1	3	DP056086
170mm pull handle	1	DH001049-PREM	1	3	DP056049

Thumb latch



Description	Boxed		Euro slot		
	Unit qty	Product code	Unit qty	Case qty	Product code
Thumb latch	1	DH001070-PREM	1	2	DP056070

Suffolk latch



Description	Boxed		Euro slot		
	Unit qty	Product code	Unit qty	Case qty	Product code
Suffolk latch	1	DH001043	1	4	DP006043

Door closers & exit hardware

Door closers & exit hardware

Locks & cylinders

Locks & cylinders

Door furniture

Door furniture

Gate handle



Description	Boxed		Clam packed		
	Unit qty	Product code	Unit qty	Case qty	Product code
Gate handle	1	DH001022-PREM			

Fleur De Lys thumb latch



Description	Boxed		Clam packed		
	Unit qty	Product code	Unit qty	Case qty	Product code
Thumb latch	1	DH001071-PREM	1	2	DP056071

Fleur De Lys twisted gate latch



Description	Boxed		Clam packed		
	Unit qty	Product code	Unit qty	Case qty	Product code
102mm twisted ring gate locker	1	DH001087-PREM	1	2	DP056087

Plain hinges



Description	Boxed		Clam packed		
	Unit qty	Product code	Unit qty	Case qty	Product code
310mm plain hinge (pair)	1	DH001039-PREM	1	1	DP056039
390mm plain hinge (pair)	1	DH001040-PREM	1	1	DP056040

Light duty hinge



Description	Boxed		Clam packed		
	Unit qty	Product code	Unit qty	Case qty	Product code
220mm light duty hinge (pair)	1	DH001066-PREM	1	2	DP056066
290mm light duty hinge (pair)	1	DH001067-PREM	1	2	DP056067

Butt hinge



Description	Boxed		Clam packed		
	Unit qty	Product code	Unit qty	Case qty	Product code
75mm butt hinge - 451 pattern (pair)	1	DH001125	1	5	DP006125
100mm butt hinge - 451 pattern (pair)	1	DH001126	1	5	DP006126

Door closers & exit hardware

Door closers & exit hardware

Locks & cylinders

Locks & cylinders

Door furniture

Door furniture

Fleur De Lys hinge



Description	Boxed		Clam packed		
	Unit qty	Product code	Unit qty	Case qty	Product code
356x143mm working hinge (pair)	1	DH001081-PREM	1	2	DP056081

Door bolt



Description	Boxed		Clam packed		
	Unit qty	Product code	Unit qty	Case qty	Product code
125mm scroll slide bolt - straight	1	DH001045-PREM	1	5	DP056045
203mm scroll slide bolt - straight	1	DH001046-PREM	1	3	DP056048

Curly bolt



Description	Boxed		Product code
	Unit qty	Product code	
100mm curly bolt - straight	1	DH001075-PREM	

Knob slide bolt



Description	Boxed		Clam packed		
	Unit qty	Product code	Unit qty	Case qty	Product code
75mm knob slide bolt - straight	1	DH001072-PREM	1	3	DP056072
100mm knob slide bolt - straight	1	DH001073-PREM	1	3	DP056073
100mm knob slide bolt - necked	1	DH001074-PREM	1	3	DP056074

Cylinder pull



Description	Boxed		Clam packed		
	Unit qty	Product code	Unit qty	Case qty	Product code
Covered cylinder pull	1	DH001032-PREM	1	5	DP056032

Shield escutcheon



Description	Boxed		Clam packed		
	Unit qty	Product code	Unit qty	Case qty	Product code
Shield covered escutcheon	1	DH001084-PREM	1	3	DP056084

Door knocker



Description	Boxed		Clam packed		
	Unit qty	Product code	Unit qty	Case qty	Product code
Ring door knocker	1	DH001021-PREM	1	2	DP056021

Fleur De Lys door chain



Description	Boxed	
	Unit qty	Product code
Door chain	1	DH001082-PREM

Letter plate



Description	Boxed		Clam packed		
	Unit qty	Product code	Unit qty	Case qty	Product code
Letter plate	1	DH001036-PREM	1	5	DP056036

Cabin hook



Description	Boxed		Clam packed		
	Unit qty	Product code	Unit qty	Case qty	Product code
102mm cabin hook	1	DH001089-PREM	1	3	DP056089
152mm cabin hook	1	DH001090-PREM	1	3	DP056090

Fleur De Lys letter plate



Description	Boxed	
	Unit qty	Product code
Letter plate	1	DH001035-PREM

See our full range of accessories on pages 220-248



Antique furniture

Coat hook



Description	Boxed		Clam packed		
	Unit qty	Product code	Unit qty	Case qty	Product code
Hat and coat hook	1	DH001010-PREM	1	5	DP056010
64mm coat hook	1	DH001091-PREM	1	3	DP056091

Bathroom indicator bolt



Description	Boxed		Product code
	Unit qty	Product code	
Bathroom indicator bolt	1	DH001077-PREM	

Cupboard knob



Description	Boxed		Clam packed		
	Unit qty	Product code	Unit qty	Case qty	Product code
25mm cupboard knob	1	DH001027-PREM	-	-	-
32mm cupboard knob	1	DH001028-PREM	-	-	-
38mm cupboard knob	1	DH001029-PREM	1	5	DP056029

JIGTECH™



Jigtech is a revolutionary door handle and latch fitting system

Reduce fitting time and improve efficiency and accuracy by changing the way you install door furniture and latches.

To find out more see page 86



Reliable, high-quality hinges are crucial for making sure a door stays in the right place and doesn't drop, while opening and closing doors smoothly. Looking for a hinge that will give you many years of service? We have an extensive range of door hinges, from fire door hinges, maintenance free hinges, butt hinges and security dog-bolt hinges. No matter the size, strength and style you need, we can help.

Selecting the right hinge

- Is it a fire, smoke or emergency escape door?
- How heavy is the door and what are the door dimensions (height, weight, thickness)?
- Is the door situated internally or externally?
- What level of use and / or abuse is expected?
- What other hardware is fitted on the door that may affect the performance?

Standards



EN 1935

EN 1935:2002 classifies single axis hinges using an 8-digit coding system. Each digit refers to a particular feature of the product measured against the standard's performance requirements such as strength, robustness, durability and suitability for fire/smoke door applications.

Fire door testing – fire resistance within door assemblies serves three main purposes: to restrict the initial development of the fire, to restrict the spread of the fire and to protect escape routes.

Door weights and grades

Hinge Grade	Duty	For use on	Durability test cycles	Final adjusted weight
7	Medium	Door	200,000	40
8	Light	Window	10,000	60
9	Light	Door or Window	25,000	60
10	Medium	Door	200,000	60
11	Heavy	Door	200,000	80
12	Severe	Door	200,000	100
13	Severe	Door	200,000	120
14	Severe	Door	200,000	160

This table is an indication of some of the details included with hinge grading.

Fitting position

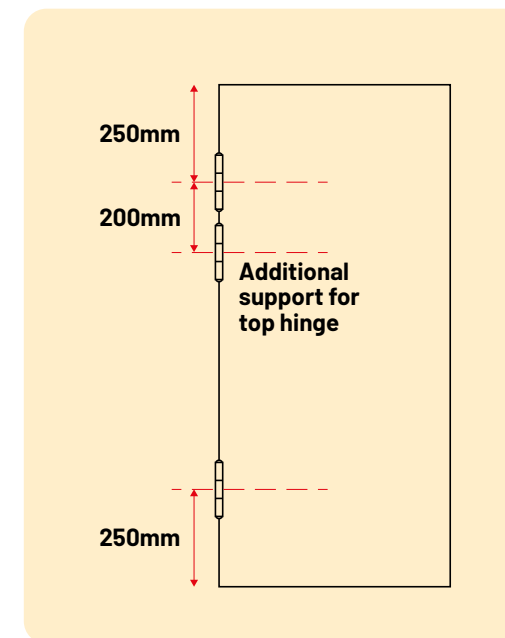
Doors with door closers

3 hinges - 2 at the top and one at the bottom for improved load bearing.

For some doors (heavier construction or with a hold open door closing device) it is best practice to fit two hinges at the top of the door with the third hinge at the bottom of the door.

Hinges should be positioned as follows:

- Centre line of the top hinge 250mm from the top edge of the door
- Centre line of the third hinge 200mm from the centre line of the top hinge
- Centre line of the bottom hinge 250mm from the bottom edge of the door



Hinge dimensions

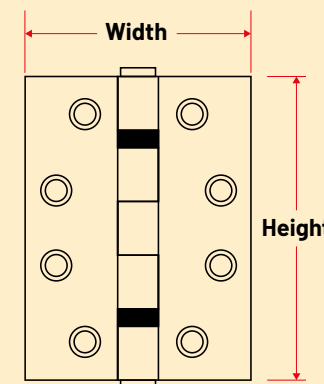


All products supplied with fixings



Max door mass (including adjustment for door closer, furniture and environmental conditions)

Note: If a closer is fitted, door mass increases by 20% or 75% if a backcheck closer.



Did you know we also offer cabinet hinges?



Take a look at our range of cabinet furniture on pages 201-212




Storm-proof hinge



- Right angle form prevents wind from catching the casement

Description	Finish	Boxed		Product code
		Unit qty	Unit qty	
63mm stormproof hinge (pair)	ZP	1	5	DX40536


1840 loose pin butt hinge



- For light/medium duty wooden doors
- Knuckle pin designed to be removed for easy door maintenance

Description	Finish	Boxed			Euro slot		
		Unit qty	Case qty	Product code	Unit qty	Case qty	Product code
76mm loose pin butt hinge (pair)	SF	1	10	DH001120	1	5	DX40583
76mm loose pin butt hinge (pair)	EB	-	-	-	1	5	DX40525
76mm loose pin butt hinge (pair)	PCP	1	10	DH001127	-	-	-
102mm loose pin butt hinge (pair)	SF	1	5	DH001121	1	5	DX40584
102mm loose pin butt hinge (pair)	EB	-	-	-	1	5	DX40633

1838 steel butt hinge



- For light/medium duty wooden doors
- Fixed pin

Description	Finish	Boxed			Euro slot		
		Unit qty	Case qty	Product code	Unit qty	Case qty	Product code
25mm 1838 butt hinge (pair)	SF	-	-	-	1	5	DX40517
40mm 1838 butt hinge (pair)	SF	-	-	-	1	5	DX40518
40mm 1838 butt hinge (pair)	PCP	-	-	-	1	5	DX40609
50mm 1838 butt hinge (pair)	PCP	-	-	-	1	5	DX40610
50mm 1838 butt hinge (pair)	SF	-	-	-	1	5	DX40519
63mm 1838 butt hinge (pair)	PCP	-	-	-	1	5	DX40611
63mm 1838 butt hinge (pair)	SF	-	-	-	1	5	DX40520
76mm 1838 butt hinge (pair)	PCP	1	10	DH001128	1	5	DX40612
76mm 1838 butt hinge (pair)	EB	1	10	DH001138	1	5	DP006138
76mm 1838 butt hinge (pair)	SF	1	10	DH001134	1	5	DX40521
76mm 1838 butt hinge (pair)	ZP	1	10	DH001136	1	5	DP006136
100mm 1838 butt hinge (pair)	SF	1	5	DH001135	1	5	DX40522
102mm 1838 butt hinge (pair)	PCP	1	5	DH001129	1	5	DX40613
102mm 1838 butt hinge (pair)	EB	1	5	DH001139	1	5	DP006139
102mm 1838 butt hinge (pair)	ZP	1	5	DH001137	1	5	DP006137

451 pattern butt hinge



- For light/medium duty wooden doors

40kg

Description	Finish	Boxed			Euro slot		
		Unit qty	Case qty	Product code	Unit qty	Case qty	Product code
75mm butt hinge (pair)	ANT	1	10	DH001125	1	5	DP006125
100mm butt hinge (pair)	ANT	1	5	DH001126	1	5	DP006126

Butt hinge



- For light/medium duty wooden doors
- Fixed pin

Description	Finish	Boxed		Product code
		Unit qty	Unit qty	
40mm butt hinge (pair)	EB	1	5	DX40575
50mm butt hinge (pair)	EB	1	5	DX40574
63mm butt hinge (pair)	EB	1	5	DX40573
76mm butt hinge (pair)	EB	1	5	DX40523
100mm butt hinge (pair)	EB	1	5	DX40524


Hurlinge loose pin hinge



- Special leaf design fits within existing door gap
- No need to mortice door and frame so quicker installation
- For use on internal doors

Description	Finish	Boxed			Euro slot		
		Unit qty	Case qty	Product code	Unit qty	Case qty	Product code
76mm hurlinge - loose pin (pair)	EB	-	-	-	1	5	DP006118
76mm hurlinge - loose pin (pair)	PCP	1	10	DH001118PCP	1	5	DP006118PCP
76mm hurlinge - loose pin (pair)	SCP	-	-	-	1	5	DP006118SCP
76mm hurlinge - loose pin (pair)	BZP	1	10	DH001118BZP	1	5	DP006118BZP
102mm hurlinge - loose pin (pair)	EB	1	5	DH001117	1	5	DP006117
102mm hurlinge - loose pin (pair)	PCP	1	5	DH001117PCP	1	5	DP006117PCP
102mm hurlinge - loose pin (pair)	SCP	1	5	DH001117SCP	1	5	DP006117SCP
102mm hurlinge - loose pin (pair)	BZP	1	5	DH001117BZP	1	5	DP006117BZP

Rising butt hinge



- Open left or right handed
- Design of hinge lifts door slightly during opening sweep to avoid sloping floors
- Rising butt design encourages door to close

Description	Finish	Euro slot		
		Unit qty	Case qty	Product code
75mm rising butt hinge - left handed (pair)	SF	1	5	DX40528
75mm rising butt hinge - right handed (pair)	SF	1	5	DX40529
75mm rising butt hinge - right handed (pair)	EB	1	5	DX40531
100mm rising butt hinge - left handed (pair)	SF	1	5	DX40565
100mm rising butt hinge - right handed (pair)	SF	1	5	DX40564

Brass butt hinge



- Traditional light/medium hinge
- Washers reduce friction, make it easier to open
- Reduced wear on bearing surfaces extends life of hinge
- Rising butt design encourages door to close

Description	Finish	Boxed			Euro slot		
		Unit qty	Case qty	Product code	Unit qty	Case qty	Product code
38x22mm solid drawn butt hinge (pair)	BR	1	5	DH000417	1	5	DX40513
51x38mm solid drawn butt hinge (pair)	BR	1	5	DH000416	1	5	DX40514
63x35mm solid drawn butt hinge (pair)	BR	1	5	DH000415	1	5	DX40515
76x41mm solid drawn butt hinge (pair)	BR	1	5	DH000414	1	5	DX40516
102x67mm solid drawn butt hinge (pair)	BR	1	5	DH000413	-	-	-

Double phosphor bronze washered hinge



- Traditional light/medium (102mm) hinge
- Self lubricating phosphor bronze washers can greatly extend hinge life

Pair: 30kg - x3:40kg

Description	Finish	Boxed			Euro slot		
		Unit qty	Case qty	Product code	Unit qty	Case qty	Product code
102x67mm double phosphor bronze washered hinge (pair)	PB	1	5	DH000420	-	-	-
102x67mm double phosphor bronze washered hinge (x3)	PB	-	-	-	1	5	DP005420

Double steel washered hinge



- Traditional light/medium hinge
- Washers reduce friction making it easier to open
- Reduced wear for extended hinge life

76mm-35kg / 102mm-40kg

Description	Finish	Boxed			Euro slot		
		Unit qty	Case qty	Product code	Unit qty	Case qty	Product code
76x51mm double steel washered hinge (pair)	PCP	1	10	DH000431	1	5	DP005431
76x51mm double steel washered hinge (pair)	PB	1	10	DH000410	1	5	DX40532
76x51mm double steel washered hinge (pair)	SCP	1	10	DH000433	1	5	DP005433
76x51mm double steel washered hinge (pair)	BR	1	10	DH000411	1	5	DX40570
102x67mm double steel washered hinge (pair)	PCP	1	5	DH000432	-	-	-
102x67mm double steel washered hinge (pair)	PB	1	5	DH000422	1	5	DX40533
102x67mm double steel washered hinge (pair)	SCP	1	5	DH000434	-	-	-
102x67mm double steel washered hinge (pair)	BR	1	5	DH000419	1	5	DX40571
102x67mm double steel washered hinge (x3)	PCP	-	-	-	1	5	DP005432
102x67mm double steel washered hinge (x3)	PB	-	-	-	1	5	DP005422
102x67mm double steel washered hinge (x3)	SCP	-	-	-	1	5	DP005434
102x67mm double steel washered hinge (x3)	BR	-	-	-	1	5	DX40572



Explore our full range of hinges
at www.uniononline.co.uk

Double action spring hinge




- For use with kitchen cabinet doors
- Allows 180° degree opening
- Self-closing

- 4" -22kg - suit doors up to 25-30mm thick and 700mm wide
- 5" -27kg - suit doors up to 30-35mm thick and 700mm wide
- 6" -40kg - suit doors up to 35-40mm thick and 750mm wide

Description	Finish	Boxed			Euro slot		
		Unit qty	Case qty	Product code	Unit qty	Case qty	Product code
4" double action spring hinge	SIL	1	5	DH000462	1	5	DP005462
5" double action spring hinge	SIL	1	5	DH000463	1	5	-
6" double action spring hinge	SIL	1	5	DH000464	1	5	-

Single action spring hinge




- Self-closing
- Adjust the closing speed

40kg

Description	Finish	Clam packed		
		Unit qty	Case qty	Product code
102mm hinge (3 per pack)	PCP	1	5	DH000467
102mm hinge (3 per pack)	PEB	1	5	DH000469
102mm hinge (3 per pack)	SCP	1	5	DH000468

Button top washered parliament hinge



- Heavy duty hinge
- Tested to 100,000 cycles

80kg

Description	Finish	Boxed		
		Unit qty	Case qty	Product code
102x76x127mm washered button tip parliament hinge	SSS	1	5	DP009970
102x76x127mm washered button tip parliament hinge	PSS	1	5	DP009971
102x76x127mm washered button tip parliament hinge	BR	1	5	DP009972



Fire door hardware in one simple box

- Easy to fit
- Complete compliance
- Total peace of mind
- 4 different door types

To find out more, see page 22



certifire



Ball bearing hinge



- Light/medium duty hinges
- For use with doors up to 30kg
- Ideal for use with door closers and other hardware



Description	Finish	Boxed			Euro slot		
		Unit qty	Case qty	Product code	Unit qty	Case qty	Product code
76 x 51 x 2mm ball bearing hinges (pair)	PSS	1	10	XL000833	1	5	DP005833
76 x 51 x 2mm ball bearing hinges (pair)	SSS	1	10	XL000834	1	5	DP005834
76 x 51 x 2mm ball bearing hinges (pair)	PCP	1	10	XL000862	1	5	DP005862
76 x 51 x 2mm ball bearing hinges (pair)	SCP	1	10	XL000863	1	5	DP005863
76 x 51 x 2mm ball bearing hinges (pair)	SNP	1	10	XL000864	1	5	DP005864
76 x 51 x 2mm ball bearing hinges (pair)	PEB	1	10	XL000865	1	5	DP005865

CE grade 7 butt hinge



- Fire rated to 30 and 60 minutes
- Tested to 200,000 cycles
- Suitable for internal wooden fire doors
- Equipped with ball bearings, for reduced friction and increased durability



Description	Finish	Boxed		
		Unit qty	Case qty	Product code
76x51x2mm CE grade 7 butt hinge (pair)	SSS	1	10	XL000934
76x51x2mm CE grade 7 butt hinge (pair)	ANB	1	10	XL000965-ANB
76x51x2mm CE grade 7 butt hinge (pair)	BLK	1	10	XL000965-BLK
76x51x2mm CE grade 7 butt hinge (pair)	BLNK	1	10	XL000965-BLNK
76x51x2mm CE grade 7 butt hinge (pair)	PEB	1	10	XL000965
76x51x2mm CE grade 7 butt hinge (pair)	PCP	1	10	XL000962
76x51x2mm CE grade 7 butt hinge (pair)	PSS	1	10	XL000933
76x51x2mm CE grade 7 butt hinge (pair)	SCP	1	10	XL000963
76x51x2mm CE grade 7 butt hinge (pair)	SNP	1	10	XL000964

Fire rated hinge



- Tested to 200,000 cycles
- Fire rated
- Each hinge pack is supplied with 6 intumescent plates



*Intumescent essential for use on fire doors

Description	Finish	Euro slot		
		Unit qty	Case qty	Product code
75x50mm fire door hinges class 7 (1.5 pair)	ZP	1	5	FB164
75x50mm fire door hinges class 7 (1.5 pair)	PCP	1	5	FB165
102x76mm fire door hinges class 7 (1.5 pair)	ZP	1	5	FB162
102x76mm fire door hinges class 7 (1.5 pair)	PCP	1	5	FB163
Black graphite intumescent hinge pads*	BLK	1	5	FB166

Need to hold open a fire door safely?



Designed to hold doors open, but still close in the event of a fire, our CE4F-E and DoorSense offer the perfect answer.

See page 14 for more information



CE grade 11 butt hinge



- Suitable for both standard and fire doors in commercial and residential environments
- The ball bearing knuckle provides doors with a smooth operation
- Made from durable steel
- Equipped with ball bearings, for reduced friction and increased durability

80kg

Description	Finish	Boxed		
		Unit qty	Case qty	Product code
102x76x2.5mm CE grade 11 butt hinge (pair)	PCP	1	5	XL000866
102x76x2.5mm CE grade 11 butt hinge (pair)	ANB	1	5	XL000869-ANB
102x76x2.5mm CE grade 11 butt hinge (pair)	BLK	1	5	XL000869-BLK
102x76x2.5mm CE grade 11 butt hinge (pair)	BLNK	1	5	XL000869-BLNK
102x76x2.5mm CE grade 11 butt hinge (pair)	EB	1	5	XL000869
102x76x2.5mm CE grade 11 butt hinge (pair)	SCP	1	5	XL000867
102x76x2.5mm CE grade 11 butt hinge (pair)	SNP	1	5	XL000868

Fire rated hinge



- Tested to 200,000 cycles
- Fire rated
- Each hinge pack is supplied with 6 intumescent plates
- Equipped with ball bearings, for reduced friction and increased durability

120kg

*Intumescent essential for use on fire doors

Description	Finish	Clam packed			Euro slot		
		Unit qty	Case qty	Product code	Unit qty	Case qty	Product code
102x76mm fire door hinges class 13 (1.5 pair)	EB	1	5	FB145	-	-	-
102x76mm fire door hinges class 13 (1.5 pair)	PSS	1	5	FB144	-	-	-
102x76mm fire door hinges class 13 (1.5 pair)	SSS	1	5	FB143	-	-	-
Black graphite intumescent hinge pads*	BLK	-	-	-	1	5	FB166

CE grade 13 butt hinge



- Grade 13 hinge for use on heavy doors up to 120kg
- Five knuckle ball bearing hinge
- Template drilled for consistency and accuracy
- Equipped with ball bearings, for reduced friction and increased durability

120kg

Description	Finish	Boxed			Euro slot		
		Unit qty	Case qty	Product code	Unit qty	Case qty	Product code
102x76x3mm butt hinge (pair)	PEB	1	5	XL000836	-	-	-
102x76x3mm butt hinge (x3)	PEB	-	-	-	1	5	DX40616
102x76x3mm security butt hinge (pair)	SSS	1	5	XL000835-SEC	-	-	-
102x76x3mm butt hinge - radiused (pair)	SSS	1	5	XL000835R	-	-	-
102x76x3mm butt hinge - radiused (x3)	SSS	-	-	-	1	5	DX40614R
102x76x3mm butt hinge (pair)	SSS	1	5	XL000835	-	-	-
102x76x3mm butt hinge (x3)	SSS	1	5	XL000835X3	1	5	DX40614
102x76x3mm butt hinge (pair)	PSS	1	5	XL000837	-	-	-
102x76x3mm butt hinge (x3)	PSS	1	5	XL000837X3	1	5	DX40615
102x76x2.5mm butt hinge (x3)	SSS	1	5	XL000828	-	-	-
102x67x2.5mm butt hinge (x3)	SSS	1	5	XL000830	-	-	-
102x67x2.5mm butt hinge (pair)	SSS	1	5	XL000830X2	-	-	-
102x67x2.5mm butt hinge (x3)	PSS	1	5	XL000831	-	-	-
102x63x2.5mm butt hinge (pair) - slim	PSS	1	5	XL000831X2	-	-	-
102x102x3mm butt hinge (pair)	SSS	1	5	XL000825	-	-	-

Ideal for doors with door closers

Fitting to a fire door?

Look out for our fire door compliant symbols.



Timber fire door rated



Metal fire door rated

PowerLOAD lift off hinge



High performance

- Suitable for heavy duty applications
- SSS provides improved corrosion resistance
- 180° angle of opening
- Equipped with bush bearings, for reduced friction and increased durability
- Lift off design allows for easy removal and re-hanging of doors, making maintenance quicker
- Radius corner options also available, contact us for more details
- Size 100 x 88mm

120kg

Description	Finish	Boxed	
		Unit qty	Product code
605 lift off hinge square corners - left handed (x3)	SSS	1	JH605LOLS-U-SSF
605 lift off hinge square corners - left handed (x3)	BZP	1	JH605LOLS-U-BZP
605 lift off hinge square corners - right handed (x3)	SSS	1	JH605LORS-U-SSF
605 lift off hinge square corners - right handed (x3)	BZP	1	JH605LORS-U-BZP
Intumescent kit for 605 hinge (x3)*	N/A	1	J-603-IK

*Intumescent essential for use on fire doors

PowerLOAD butt hinge



High performance

- High performance bush bearing butt hinge suitable for severe duty applications
- Fixed pin for improved cycling and durability
- SSS provides improved corrosion resistance
- Equipped with self lubricating phosphorous bronze bush bearings, for reduced friction and increased durability
- Available with square or radius corners
- Size 100 x 88mm

120kg

Description	Finish	Boxed	
		Unit qty	Product code
603 butt hinge square corners (x3)	SSS	1	JH603BUFS-U-SSF
603 butt hinge square corners (x3)	BZP	1	JH603BUFS-U-BZP
603 butt hinge radius corners (x3)	BZP	1	JH603BUFR-U-BZP
603 butt hinge radius corners (x3)	BZP	1	JH603BUFR-U-BZP-3
Intumescent kit for 603 hinge (x3)*	N/A	1	J-603-IK

*Intumescent essential for use on fire doors



Straight tower bolt



Description	Finish	Boxed			Euro slot		
		Unit qty	Case qty	Product code	Unit qty	Case qty	Product code
76mm straight tower bolt	BLK	1	20	DH001402	1	5	DP006402
102mm straight tower bolt	BLK	1	20	DH001404	1	5	DP006404
102mm straight tower bolt	BZ	1	20	DH001403	1	5	DP006403
152mm straight tower bolt	BLK	1	20	DH001406	1	5	DP006406
152mm straight tower bolt	BZ	1	20	DH001407	1	5	DP006407
203mm straight tower bolt	BLK	1	20	DH001408	1	5	DP006408
203mm straight tower bolt	BZ	1	20	DH001409	1	5	DP006409
254mm straight tower bolt	BLK	1	20	DH001410	1	5	DP006410
254mm straight tower bolt	BZ	-	-	-	1	5	DP006411

Necked tower bolt



Description	Finish	Boxed			Euro slot		
		Unit qty	Case qty	Product code	Unit qty	Case qty	Product code
102mm necked tower bolt	BLK	1	10	DH001414	1	5	DP006414
102mm necked tower bolt	BZ	1	10	DH001413	-	-	-
152mm necked tower bolt	BLK	1	10	DH001416	1	5	DP006416
152mm necked tower bolt	BZ	1	10	DH001415	-	-	-
203mm necked tower bolt	BLK	1	10	DH001418	1	5	DP006418

Our range of gate furniture is designed to help secure a property as well as provide long-lasting weather protection.

Choose from a selection of styles designed to keep any traditional or modern gate and shed door secure.

Complementing hinges, latches and other gate accessories complete the range.

Door closers & exit hardware

Locks & cylinders

Door furniture

Door closers & exit hardware

Locks & cylinders


Door furniture

Brenton pad bolt



Description	Finish	Boxed			Euro slot		
		Unit qty	Case qty	Product code	Unit qty	Case qty	Product code
102mm brenton pad bolt	BZ	1	10	DH001299	1	5	DP006299
152mm brenton pad bolt	BZ	1	10	DH001300	1	4	DP006300
203mm brenton pad bolt	BZ	1	10	DH001302	1	4	DP006302
254mm brenton pad bolt	BZ	1	10	DH001304	1	4	DP006304
Oval pad bolt	BZ	1	10	DH001308	1	5	DP006308

Ring gate latch



Description	Finish	Boxed			Euro slot		
		Unit qty	Case qty	Product code	Unit qty	Case qty	Product code
152mm ring gate latch	BZ	1	3	DH001188	1	3	DP006188
152mm ring gate latch	BLK	1	3	DH001187	1	3	DP006187

Brenton pad bolt



Description	Finish	Boxed			Euro slot		
		Unit qty	Case qty	Product code	Unit qty	Case qty	Product code
102mm brenton pad bolt	BLK	1	20	DH001289	1	5	DP006289
152mm brenton pad bolt	BLK	1	20	DH001301	-	-	-
203mm brenton pad bolt	BLK	1	20	DH001303	1	5	DP006303
Oval pad bolt	BLK	1	20	DH001307	1	5	DP006307

Twisted ring gate latch



Description	Finish	Boxed			Euro slot		
		Unit qty	Case qty	Product code	Unit qty	Case qty	Product code
152mm twisted ring gate latch	BZ	1	5	DH001186	1	3	DP006186
152mm twisted ring gate latch	BLK	1	5	DH001185	1	3	DP006185

Bow handle



Description	Finish	Boxed		Euro slot	
		Unit qty	Product code	Unit qty	Product code
305mm bow handle	BLK	1	DH001315	1	DP006315
457mm bow handle	BLK	1	DH001320	1	DP006320

Suffolk latch



Description	Finish	Boxed			Euro slot		
		Unit qty	Case qty	Product code	Unit qty	Case qty	Product code
Suffolk latch	BZ	1	5	DH001191	1	4	DP006191
Suffolk latch	BLK	1	5	DH001190	1	4	DP006190

Auto gate catch



Description	Finish	Boxed		Euro slot		
		Unit qty	Product code	Unit qty	Case qty	Product code
Automatic gate catch	BZ	1	DH001180	1	5	DP006180
Automatic gate catch	BLK	1	DH001181	1	5	DP006181

Gate handle



Description	Finish	Boxed		Euro slot	
		Unit qty	Product code	Unit qty	Product code
152mm gate handle	BLK	1	DH001215	5	DP006215

Light duty tee hinges



Description	Finish	Boxed			Euro slot		
		Unit qty	Case qty	Product code	Unit qty	Case qty	Product code
100mm light duty tee hinge	BLK	1	10	DH001152	1	10	DP006152
152mm light duty tee hinge	BLK	1	10	DH001153	1	10	DP006153
152mm light duty tee hinge	BZ	1	10	DH001153BZ	1	10	DP006153-BZ
203mm light duty tee hinge	BLK	1	10	DH001154	1	10	DP006154
203mm light duty tee hinge	BZ	1	10	DH001154BZ	1	10	DP006154-BZ
254mm light duty tee hinge	BLK	1	10	DH001155	1	10	DP006155
254mm light duty tee hinge	BZ	1	10	DH001155BZ	1	10	DP006155-BZ
305mm light duty tee hinge	BLK	1	10	DH001156	1	10	DP006156
305mm light duty tee hinge	BZ	1	10	DH001156BZ	1	10	DP006156-BZ

Medium duty tee hinge



Description	Finish	Boxed			Euro slot		
		Unit qty	Case qty	Product code	Unit qty	Case qty	Product code
356mm medium duty tee hinge	BLK	1	5	DH001162	1	10	DP006162
356mm medium duty tee hinge	BZ	1	5	DH001162ZP	1	10	DP006162-BZ
406mm medium duty tee hinge	BLK	1	5	DH001163	1	10	DP006163
406mm medium duty tee hinge	BZ	1	5	DH001163ZP	1	10	DP006163-BZ
457mm medium duty tee hinge	BLK	1	5	DH001164	1	8	DP006164
457mm medium duty tee hinge	BZ	1	5	DH001164ZP	1	8	DP006164-BZ

Heavy duty tee hinge



Description	Finish	Boxed			Euro slot		
		Unit qty	Case qty	Product code	Unit qty	Case qty	Product code
152mm heavy duty tee hinge	BZ	1	5	DH001170	1	5	DP006170
203mm heavy duty tee hinge	BZ	1	5	DH001172	1	5	DP006172
254mm heavy duty tee hinge	BZ	1	5	DH001173	1	5	DP006173
305mm heavy duty tee hinge	BZ	1	5	DH001174	1	5	DP006174
356mm heavy duty tee hinge - scotch	BZ	1	5	DH001175	1	4	DP006175
406mm heavy duty tee hinge - scotch	BZ	1	2	DH001176	1	4	DP006176
457mm heavy duty tee hinge - scotch	BZ	1	2	DH001177	1	4	DP006177

Band and hook



Description	Finish	Boxed			Euro slot		
		Unit qty	Case qty	Product code	Unit qty	Case qty	Product code
305mm cranked band and hook	BZ	1	6	DH002046	1	6	DP007046
457mm cranked band and hook	BZ	1	4	DH002048	1	4	DP007048
609mm cranked band and hook	BZ	1	2	DH002049	1	2	DP007049
254mm straight band and hook	BZ	1	6	DH002050	1	6	DP007050
305mm straight band and hook	BZ	1	6	DH002052	1	6	DP007052
356mm straight band and hook	BZ	1	5	DH002053	1	5	DP007053
406mm straight band and hook	BZ	1	4	DP002054	1	4	DP007054
457mm straight band and hook	BZ	1	4	DH002055	1	4	DP007055
609mm straight band and hook	BZ	1	2	DH002057	1	2	DP007057

Door closers & exit hardware

Locks & cylinders

Door furniture

Door closers & exit hardware

Locks & cylinders

Door furniture

Monkey tail bolt



Description	Finish	Boxed		Euro slot	
		Unit qty	Product code	Unit qty	Product code
305mm monkey tail bolt	BLK	1	DH001325	1	DP006325
457mm monkey tail bolt	BLK	1	DH001330	1	DP006330

Chain bolt



Description	Finish	Boxed			Euro slot	
		Unit qty	Product code	Unit qty	Case qty	Product code
203mm chain bolt	BLK	1	DH001343	1	3	DP006343

Garage door bolt



Description	Finish	Boxed		Euro slot	
		Unit qty	Product code	Unit qty	Product code
305mm garage door drop bolt	BLK	1	DH001340	-	-
457mm garage door drop bolt	BLK	1	DH001345	1	DP006345

Foot bolt



Description	Finish	Boxed		Product code
		Unit qty	Product code	
203mm foot bolt	BLK	1	DH001342	

Cabin hook



Description	Finish	Boxed			Euro slot		
		Unit qty	Case qty	Product code	Unit qty	Case qty	Product code
102mm cast cabin hook	GALV	-	-	-	1	5	DP006311
102mm cast cabin hook	BLK	1	10	DH001310	1	5	DP006310
152mm cast cabin hook	GALV	1	10	DH001313	1	5	DP006313
152mm cast cabin hook	BLK	1	10	DH001312	1	5	DP006312
203mm cast cabin hook	GALV	1	10	DH001316	1	5	DP006316
203mm cast cabin hook	BLK	1	10	DH001314	1	5	DP006314

Gate hook and eye



Description	Finish	Boxed		Euro slot		
		Unit qty	Product code	Unit qty	Case qty	Product code
50mm gate hook and eye	BZ	1	BX46031	1	5	DX46031
75mm gate hook and eye	BZ	1	BX46032	1	5	DX46032

Chain hook and staple



Description	Finish	Boxed		Product code
		Unit qty	Case qty	
Chain hook on plate	GALV	1	10	DH001490
Chain staple on plate	GALV	1	10	DH001491

Door closers & exit hardware

Locks & cylinders

Door furniture

Door closers & exit hardware

Locks & cylinders

Door furniture

Gate spring



Description	Finish	Boxed			Euro slot		
		Unit qty	Case qty	Product code	Unit qty	Case qty	Product code
203mm gate spring	BLK	1	5	DH001195	1	4	DP006195

Line pulley



Description	Finish	Boxed		Euro slot	
		Unit qty	Product code	Unit qty	Case qty
32mm line pulley	GALV	1	DH001485	1	5

Corner plate



Description	Finish	Boxed		Euro slot	
		Unit qty	Product code	Unit qty	Case qty
51mm corner plate (x2)	ZP	-	-	1	5
63mm corner plate (x2)	ZP	-	-	1	5
76mm corner plate (x2)	ZP	-	-	1	5
51mm corner plate (x10)	ZP	-	-	1	5
76mm corner plate (x6)	ZP	-	-	1	5
100mm corner plate (x6)	ZP	-	-	1	5
51mm corner plate (x50)	ZP	1	DH001470	-	-
63mm corner plate (x50)	ZP	1	DH001471	-	-
76mm corner plate (x50)	ZP	1	DH001472	-	-
102mm corner plate (x25)	ZP	1	DH001473	-	-

Corner brace



Description	Finish	Boxed		Euro slot		
		Unit qty	Product code	Unit qty	Case qty	Product code
25mm corner brace (x2)	ZP	-	-	1	5	DX40544
40mm corner brace (x2)	ZP	-	-	1	5	DX40545
50mm corner brace (x2)	ZP	-	-	1	5	DX40546
60mm corner brace (x2)	ZP	-	-	1	5	DX40547
75mm corner brace (x2)	ZP	-	-	1	5	DX40548
100mm corner brace (x2)	ZP	-	-	1	5	DX40549
25mm corner brace (x20)	ZP	-	-	1	5	DX40593X20
40mm corner brace (x20)	ZP	-	-	1	5	DX40594X20
50mm corner brace (x20)	ZP	-	-	1	5	DX40595X20
25mm corner brace (x6)	ZP	-	-	1	5	DX40593
40mm corner brace (x6)	ZP	-	-	1	5	DX40594
100mm corner brace (x6)	ZP	-	-	1	5	DX40598
102mm corner brace (x25)	ZP	1	DH001465	-	-	-
127mm corner brace (x25)	ZP	1	DH001466	-	-	-
152mm corner brace (x25)	ZP	1	DH001467	-	-	-
25mm corner brace (x50)	ZP	1	DH001460	-	-	-
38mm corner brace (x50)	ZP	1	DH001461	-	-	-
50mm corner brace (x50)	ZP	1	DH001462	-	-	-
63mm corner brace (x50)	ZP	1	DH001463	-	-	-
75mm corner brace (x50)	ZP	1	DH001464	-	-	-
50mm corner brace (x6)	ZP	-	-	1	5	DX40595
60mm corner brace (x6)	ZP	-	-	1	5	DX40596
75mm corner brace (x6)	ZP	-	-	1	5	DX40597
100mm corner brace (x6)	ZP	-	-	1	5	DX40598
1" corner brace (x20)	ZP	-	-	1	5	RX74094
1.5" corner brace (x20)	ZP	-	-	1	5	RX74095
2" corner brace (x20)	ZP	-	-	1	5	RX74096

Mending plate



Description	Finish	Euro slot	
		Unit qty	Case qty
75mm mending plate (x2)	SF	1	5
100mm mending plate (x2)	SF	1	5
75mm mending plate (x10)	SF	1	5
100mm mending plate (x5)	SF	1	5
125mm mending plate (x4)	SF	1	5

Tee plate



Description	Finish	Euro slot		
		Unit qty	Case qty	Product code
75mm tee plate (x2)	ZP	1	2	DX40543
75mm tee plate (x5)	ZP	1	5	DX40592

Weatherproof padlock



Perfect for outdoors

- Laminated steel body padlock with protective jacket
- Hardened steel shackle

To find out more see page 81

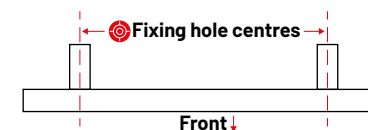


Flatbow pull handle

We offer a stylish collection of cabinet hardware to suit most interiors. Our range includes handles, knobs, hinges, rails and other accessories.

 All product are supplied with fixings.

Sizes quoted is the distance between the hole centres at the back of the handle for fixing.



Description	Finish	Euro slot Unit qty	Product code
76mm flatbow pull handle	PCP	1	DP004155
76mm flatbow pull handle	MN	1	DP004156

Rainbow pull handle



Description	Finish	Euro slot Unit qty	Product code
96mm rainbow pull handle	PCP	1	DP004150
96mm rainbow pull handle	MN	1	DP004151

Bar handle



Description	Finish	Euro slot	
		Unit qty	Product code
128mm bar pull handle	PCP	1	DP004160
128mm bar pull handle	MN	1	DP004161

Dimple handle



Description	Finish	Euro slot	
		Unit qty	Product code
96mm dimple handle	PCP	1	DP004140
96mm dimple handle	MN	1	DP004141

D handle



Description	Finish	Euro slot	
		Unit qty	Product code
96mm D handle	PCP	1	DP004170
96mm D handle	MN	1	DP004171

Victorian knob



Description	Euro slot	Unit qty	Case qty	Finish	
				PB	PCP
25mm cupboard knob	1	5	DP005270	DP008270	DP009270
32mm cupboard knob	1	5	DP005272	DP008272	DP009272
38mm cupboard knob	1	5	DP005274	DP008274	DP009274
51mm cupboard knob	1	5	DP005276	DP008276	DP009276

Georgian knob



Description	Finish	Boxed		
		Unit qty	Case qty	Product code
Georgian 32mm cupboard knob	PB	1	10	DH000152
Georgian 38mm cupboard knob	PB	1	10	DH000154
Georgian 51mm cupboard knob	PB	1	10	DH000156

Heavy duty cupboard knob - premier



Description	Finish	Boxed		
		Unit qty	Case qty	Product code
25mm heavy duty cupboard knob	PCP	1	5	DP008351
32mm heavy duty cupboard knob	PCP	1	5	DP008352
32mm heavy duty cupboard knob	PB	1	5	DP005352
38mm heavy duty cupboard knob	PCP	1	5	DP008353
38mm heavy duty cupboard knob	PB	1	5	DP005353
38mm heavy duty cupboard knob	SCP	1	5	DP009353
50mm heavy duty cupboard knob	PCP	1	5	DP008354

Door closers & exit hardware

Locks & cylinders

Door furniture

Door closers & exit hardware

Locks & cylinders

Door furniture

Ball knob



Description	Finish	Boxed		
		Unit qty	Case qty	Product code
25mm ball knob	PCP	1	5	DP004100
25mm ball knob	SNP	1	5	DP004101

Oval knob



Description	Finish	Boxed		
		Unit qty	Case qty	Product code
35mm oval knob	PCP	1	5	DP004120
35mm oval knob	SNP	1	5	DP004121

Dimple knob



Description	Finish	Boxed		
		Unit qty	Case qty	Product code
33mm dimple knob	PCP	1	5	DP004133
33mm dimple knob	SNP	1	5	DP004134

Beech knob



Description	Finish	Boxed		
		Unit qty	Case qty	Product code
38mm beech cupboard knob (2 per pack)	Beech	1	5	DP007252

Pine knob



Description	Finish	Boxed		
		Unit qty	Case qty	Product code
30mm pine cupboard knob	Pine	1	5	DX42064
40mm pine cupboard knob	Pine	1	5	DX42066
45mm pine cupboard knob	Pine	1	5	DX42067

Touch latch



Description	Finish	Boxed		
		Unit qty	Case qty	Product code
Touch latch	BZP	1	25	DH002212

Soft close drawer system



Description	Finish	Boxed		
		Unit qty	Case qty	Product code
Soft close drawer system - 5 pack	SF	1	5	DP007249

Cutter



Description	Finish	Boxed		
		Unit qty	Case qty	Product code
35mm cutter for cabinet hinge	SF	1	5	DP007247

Wardrobe lock



Description	Finish	Euro slot		
		Unit qty	Case qty	Product code
63mm wardrobe/cupboard lock and key	BR	1	5	RX72054

Cupboard lock



Description	Finish	Euro slot		
		Unit qty	Case qty	Product code
63mm cupboard lock	PB	1	5	DP007185

Counterflap hinge



Description	Finish	Euro slot		
		Unit qty	Case qty	Product code
102x32mm counterflap hinge	BR	1	5	DP005430

Backflap hinge



Description	Finish	Euro slot		
		Unit qty	Case qty	Product code
38mm back flap hinge (2)	SF	1	5	DX40526

Sprung hinge



Description	Finish	Euro slot		
		Unit qty	Case qty	Product code
Metal sprung hinge (1 pair)	ZP	1	5	DP007231
Easy on sprung hinge	ZP	1	5	DX40558

For our complete range of door knobs and levers see page 108




Soft close hinge



Description	Finish	Euro slot		Product code
		Unit qty	Case qty	
26mm 110° soft close cabinet hinge (2 per pack)	ZP	1		DP007244

Flush hinge



Description	Finish	Euro slot		Product code
		Unit qty	Case qty	
40mm flush hinge (x2)	EB	1	5	DX40505
40mm flush hinge (x2)	ZP	1	5	DX40640
50mm flush hinge (x2)	ZP	1	5	DX40509
50mm flush hinge (x2)	EB	1	5	DX40506
50mm flush hinge - (x8)	EB	1	5	DX40585
63mm flush hinge (x2)	EB	1	5	DX40507
63mm flush hinge (x2)	ZP	1	5	DX40563
75mm flush hinge (x2)	EB	1	5	DX40508
75mm flush hinge (x2)	ZP	1	5	DX40643
50mm flush hinge (x20)	ZP	1	5	DX40641
63mm flush hinge (x20)	ZP	1	5	DX40642

Concealed sprung hinge



Description	Finish	Euro slot		Product code
		Unit qty	Case qty	
25mm concealed sprung hinge (2 per card)	ZP	1	5	DX40560

Cranked flush hinge



Description	Finish	Euro slot		Product code
		Unit qty	Case qty	
127x203mm cranked flush hinge (x2)	ZP	1	5	DX40502
127x203mm cranked flush hinge (x8)	ZP	1	5	DX40562
127x203mm cranked flush hinge (x2)	EB	1	5	DX40500
127x203mm cranked flush hinge (x8)	EB	1	5	DX40566

Kitchen hinge



Description	Finish	Euro slot		Product code
		Unit qty	Case qty	
35mm sprung kitchen hinge - standard (2 per card)	ZP	1	5	DX40561
35mm 110° sprung kitchen hinge - full overlay (2 per card)	ZP	1	5	DP007235
35mm 94° un sprung kitchen hinge - full overlay (2 per card)	ZP	1	5	DP007236
35mm 110° sprung kitchen hinge - clip on, full overlay (2 per card)	ZP	1	5	DP007237
35mm 110° sprung soft close kitchen hinge - clip on, full overlay (2 per card)	ZP	1	5	DP007238
35mm 165° soft close kitchen hinge (2 per card)	ZP	1	5	DP007245

Piano hinge



*Piano Hinge packs must be ordered in the quantity shown


Description	Finish	Boxed		Euro slot		Product code
		Unit qty	Product code	Unit qty	Case qty	
25x300mm piano hinge	EB	1	DH00X452	1	5	DP075452
25x600mm piano hinge	EB	1	DH00Y452	1	5	DP085452
25x600mm piano hinge	ZP	1	DH000454	-	-	-
25x1800mm piano hinge	EB	1	DH000452	-	-	-
32x1800mm piano hinge	EB	1	DH000453	-	-	-
32x1800mm piano hinge	ZP	1	DH000451	-	-	-

Ball catch




Description	Finish	Euro slot		
		Unit qty	Case qty	Product code
43mm double ball catch	BR	1	5	DP007225

Nylon double roller catch




Description	Finish	Boxed			Euro slot		
		Unit qty	Case qty	Product code	Unit qty	Case qty	Product code
Nylon double roller catch (2 per card)	ZP	1	250	DH002224	1	5	DP007224

Bales catch




Description	Finish	Euro slot		
		Unit qty	Case qty	Product code
19mm bales catch	CH	1	5	DX40034
19mm bales catch	EB	1	5	DX40030

Small magnetic catch



Description	Finish	Euro slot		
		Unit qty	Case qty	Product code
Small magnetic catch (x2)	WH	1	5	DX40018
Small magnetic catch (x2)	BROWN	1	5	DX40019
Small magnetic catch (x2)	NP	1	5	DX40033
Small magnetic catch (x8)	WH	1	5	DX40046
Small magnetic catch (x8)	BROWN	1	5	DX40045

Adjustable roller catch



Description	Finish	Euro slot		
		Unit qty	Case qty	Product code
Adjustable roller catch	ALU	1	5	DP007220
Adjustable roller catch	PB	1	5	DP007221

Heavy duty magnetic catch



Description	Finish	Boxed			Euro slot		
		Unit qty	Product code	Unit qty	Case qty	Product code	
Heavy duty magnetic catch	WH	1	DH002227	1	5	DP007227	
Heavy duty magnetic catch (x2)	WH	-	-	1	5	DX40020	
Heavy duty magnetic catch (x8)	WH	-	-	1	5	DX40047	

Door closers & exit hardware

Door closers & exit hardware

Locks & cylinders

Locks & cylinders

Door furniture


Door furniture

Twin magnetic catch



Description	Finish	Euro slot	
		Unit qty	Product code
Twin magnetic catch	WH	1	DH002226TW

PLS-12 PRO



Concealed magnet catch


- Concealed magnet catch
- Universal handing
- Suitable for 16-30mm doors

Description	Finish	Euro slot	
		Unit qty	Product code
Magnetic catch for 16-30mm doors	SSS	1	PLS12PRO

Modesty block



Description	Finish	Euro slot		
		Unit qty	Case qty	Product code
Modesty block (x8)	BROWN	1	5	RX70003
Modesty block (x8)	WH	1	5	RX70004
Modesty block (x8)	CREAM	1	5	RX70005
Modesty block (x50)	WH	1	5	RX70037



Specialist range of products designed specifically for use on UPVC windows and doors, from casement stays to handles.

Unsprung multi point locking handle



30mm 220mm

Description	Finish	Euro slot		
		Unit qty	Case qty	Product code
92mm C-C Lever/Lever MPL handle - unsprung	WH	1	2	DP006712
92mm C-C Lever/Pad MPL handle - unsprung	WH	1	2	DP006713
92mm C-C Lever/Lever MPL handle - unsprung	GOLD	1	2	DP006710
92mm C-C Lever/Pad MPL handle - unsprung	GOLD	1	2	DP006711
92mm C-C Lever/Lever MPL handle - unsprung	SCP	1	2	DP006716
92mm C-C Lever/Pad MPL handle - unsprung	SCP	1	2	DP006717
92mm C-C Lever/Lever MPL handle - unsprung	PCP	1	2	DP006714
92mm C-C Lever/Pad MPL handle - unsprung	PCP	1	2	DP006715

Unsprung multi point locking handle



34mm 270mm 14mm

Description	Finish	Clam packed		Bagged	
		Unit qty	Product code	Unit qty	Product code
Yale PVCu retro door handle	WH	1	P-PVC-RH-WH	1	PVC-RH-WH
Yale PVCu retro door handle	GOLD	1	P-PVC-RH-PGF	1	PVC-RH-PGF
Yale PVCu retro door handle	PCP	1	P-PVC-RH-PC	1	PVC-RH-PC

Inline espag window handle with spindle



Description	Boxed				Euro slot			
	Finish	Unit qty	Case qty	Product code	Unit qty	Case qty	Product code	
Inline espag window handle with 15mm spindle	WH	1	20	DH001723-15MM	-	-	-	
Inline espag window handle with 40mm spindle	WH	1	20	DH001723	-	-	-	
Inline espag window handle with 40mm spindle	GOLD	1	20	DH001723-GOLD	-	-	-	
Inline espag window handle with 40mm spindle - non-locking	WH	1	20	DH001724	-	-	-	
Inline espag window handle with 43mm spindle	WH	1	20	DH001721	-	-	-	
Inline espag window handle with 43mm spindle	GOLD	1	20	DH001720	-	-	-	
Inline espag window handle with 43mm spindle	PCP	1	20	DH001722	1	6	DP006722	
Inline espag window handle with 43mm spindle	SCP	-	-	-	1	6	DP006727	

Offset window handle



Description	Euro slot		
	Finish	Unit qty	Product code
Offset window handle - left handed	WH	1	DP006725-LH
Offset window handle - left handed	PCP	1	DP006726-LH
Offset window handle - right handed	WH	1	DP006725-RH
Offset window handle - right handed	PCP	1	DP006726-RH

Friction stay



Description	Euro slot			
	Finish	Unit qty	Case qty	Product code
10" top hung friction stay	SS	1	5	DP006730
16" top hung friction stay	SS	1	5	DP006731
16" side hung friction stay	SS	1	5	DP006732

Casement stay



Description	Euro slot			
	Finish	Unit qty	Case qty	Product code
203mm standard pin casement stay	SAA	1	5	DP095801
254mm standard pin casement stay	SAA	1	5	DP095802

Casement stay



Description	Boxed				Euro slot			
	Finish	Unit qty	Case qty	Product code	Unit qty	Case qty	Product code	
254mm casement stay - premier	SCP	1	10	DH004384	1	5	DP009384	
254mm casement stay	SCP	1	-	-	1	5	DP009382	

Casement stay



Description	Boxed				Euro slot			
	Finish	Unit qty	Case qty	Product code	Unit qty	Case qty	Product code	
254mm casement stay - premier - non locking	PEB	1	20	DH001258	1	4	DP006258	
254mm casement stay - locking	PEB	1	20	DH001266	1	4	DP006266	

Casement stay



Description	Boxed				Euro slot			
	Finish	Unit qty	Case qty	Product code	Unit qty	Case qty	Product code	
Non-locking casement stay	WH	1	20	DH001262	1	5	DP006262	
Non-locking casement stay	PCP	1	10	DH001269	1	5	DP006269	
Non-locking casement stay	SCP	1	10	DH001260	-	-	-	
Locking casement stay	WH	1	20	DH001271	1	5	DP006271	
Locking casement stay	PCP	1	10	DH001280	1	5	DP006280	
Locking casement stay	SCP	1	10	DH001268	1	5	DP006268	

Casement fastener



Euro slot				
Description	Finish	Unit qty	Case qty	Product code
Window fastener - premier	PB	1	5	DP005379
Window fastener - premier	SCP	1	5	DP009388

Casement fastener



Euro slot				
Description	Finish	Unit qty	Case qty	Product code
Standard casement fastener	SAA	1	5	DP095806

Casement fastener




Euro slot				
Description	Finish	Unit qty	Case qty	Product code
Casement fastener - 22mm backset - left handed	WH	1	20	DH001729-LH
Casement fastener - 22mm backset - right handed	WH	1	20	DH001729-RH

Casement fastener



Euro slot				
Description	Finish	Unit qty	Case qty	Product code
Casement fastener - wedge type	PCP	1	5	DP008385

Brighton sash fastener




Euro slot				
Description	Finish	Unit qty	Case qty	Product code
Brighton sash fastener	PB	1	5	DP005337
Brighton sash fastener	PCP	1	5	DP008337
Brighton sash fastener	SCP	1	5	DP009337

Arm style sash fastener



Euro slot				
Description	Finish	Unit qty	Case qty	Product code
Arm style sash fastener	PB	1	5	DP005339

Sash fastener



Euro slot				
Description	Finish	Unit qty	Case qty	Product code
Sash fastener	PB	1	5	DP005346
Sash fastener	PCP	1	5	DP008346
Sash fastener	SCP	1	5	DP009346
Sash fastener	ZP	1	5	DP005810

Door closers & exit hardware

Locks & cylinders

Door furniture

Door closers & exit hardware

Locks & cylinders

Door furniture

Fitch fastener



Euro slot							
Description	Finish	Unit qty	Case qty	Product code	Unit qty	Case qty	Product code
Fitch fastener	PB	1	5	DP005340			
Fitch fastener - locking	PB	1	5	DP005345			
Fitch fastener - locking	PCP	1	5	DP008345			
Fitch fastener - locking	SCP	1	5	DP009345			

Fanlight catch



Boxed				Euro slot			
Description	Finish	Unit qty	Case qty	Product code	Unit qty	Case qty	Product code
Fanlight catch	PB	1	5	DH000335	1	-	-
Fanlight catch	PCP	1	5	DH003335X	1	5	DP008335

Sash lift



Boxed				Euro slot			
Description	Finish	Unit qty	Case qty	Product code	Unit qty	Case qty	Product code
Sash lift	PB	1	5	DH000336	1	5	DP005336
Sash lift	PCP	1	10	DH003336	1	5	DP008336
Sash lift	SCP	1	10	DH004336	-	-	-

Sash jammer



Boxed				Euro slot			
Description	Finish	Unit qty	Product code	Unit qty	Case qty	Product code	Product code
65mm sash jammer	WH	1	DH001229	1	10	DP006229	DP006229

Sash pulley



Euro slot							
Description	Finish	Unit qty	Case qty	Product code	Unit qty	Case qty	Product code
Sash pulley - plastic roller	ZP	1	5	DP006324			
Sash pulley - plastic roller	PB	1	5	DP005324			
Sash pulley - brass roller	PCP	1	5	DP008324			

Door and window safety restrictor



Euro slot							
Description	Finish	Unit qty	Case qty	Product code	Unit qty	Case qty	Product code
Door and window safety restrictor	WH	1	5	DP005804			
Door and window safety restrictor	PEB	1	5	DP005805-PEB			
Door and window safety restrictor	PCP	1	5	DP005805-PCP			

Our wide variety of accessories complement our range of door furniture, whilst offering a selection of useful functions and finishes.

From push or kick plates, tower or flush bolts, door stops or chains to escutcheons and coat hooks, we have something to suit every requirement.

Keyhole escutcheon



52mm 52mm 6mm

Description	Finish	Boxed		Euro slot		
		Unit qty	Product code	Unit qty	Case qty	Product code
Keyhole escutcheon	SSS	1	DH003711A	1	5	DP053711

Escutcheon



• Suitable for doors 35-55mm thick

Description	Finish	Boxed		Euro slot		
		Unit qty	Product code	Unit qty	Case qty	Product code
Open	PB	1	DH000261	1	5	DP005261
Open	SAA	1	DH000819	1	5	DP005819
Open	PCP	1	DH003260	1	5	DP008260
Covered	PB	1	DH000260	1	5	DP005260
Covered	PCP	1	DH003261	1	5	DP008261

Euro profile escutcheon



52mm 52mm 6mm

Description	Finish	Boxed		Euro slot		
		Unit qty	Product code	Unit qty	Case qty	Product code
Euro profile escutcheon	PSS	1	DH003723A	1	5	DP053723
Euro profile escutcheon	SSS	1	DH003713A	1	5	DP053713

Euro profile escutcheon



- Suitable for use with euro profile locks
- Concealed fixings
- Manufactured from Grade 304 steel

54mm 54mm 8mm

Finish	Boxed		Product code
	Unit qty	Case qty	
SSS	1	10	J-1000EESS

Blind rose escutcheon



- Concealed fixings
- Manufactured from Grade 304 steel

54mm 54mm 8mm

Finish	Boxed		Product code
	Unit qty	Case qty	
SSS	1	10	J-1000BRSS

Cylinder pull



90mm 90mm 55mm

Description	Finish	Boxed		Euro slot		
		Unit qty	Product code	Unit qty	Case qty	Product code
Cylinder pull	PCP	1	DH003300	1	5	DP008300
Cylinder pull	PB	1	DH000300	1	5	DP005300
Cylinder pull	SCP	1	DH004300	1	5	DP009300

Cylinder pull



Description	Finish	Boxed	
		Unit qty	Product code
Keyhole	SSS	1	DH003780
Rim	SSS	1	DH003781
Rim	SSS	1	DH003783

Flush pull



89mm 38mm 15mm



Euro slot			
Finish	Unit qty	Case qty	Product code
SAA	1	5	DP005812

Flush pull - half covered



90mm 90mm 18mm



• For sliding doors

Boxed		
Finish	Unit qty	Product code
SSS	1	DH003800
PSS	1	DH003801

Circular flush pull - plain



50mm 50mm 12mm



• For sliding doors

Boxed			
Description	Finish	Unit qty	Product code
50mm Ø pull	SSS	1	DH003802
50mm Ø pull	PSS	1	DH003803
70mm Ø pull	SSS	1	DH003804
70mm Ø pull	PSS	1	DH003805

Oblong flush pull - square



Square corner 120mm 50mm 15mm

Oval corner 120mm 40mm 13mm



• For sliding doors

• With round inner

Boxed			
Description	Finish	Unit qty	Product code
Square corner	SSS	1	DH003806
Square corner	PSS	1	DH003807
Oval corner	SSS	1	DH003808
Oval corner	PSS	1	DH003809
Square corner - square inner	SSS	1	DH003810
Square corner - square inner	PSS	1	DH003811

Round finger pull



30mm 30mm 23mm



• For sliding doors

Boxed		
Finish	Unit qty	Product code
SSS	1	DH003812
PSS	1	DH003813

Door viewer



- 160° or 180° viewer
- 180° shutter option
- Suitable for doors 35-60mm thick

Description	Finish	Boxed		Euro slot		
		Unit qty	Product code	Unit qty	Case qty	Product code
160° door viewer - brass base	PCP	1	DH000792	1	5	DP005792
160° door viewer - brass base	PB	1	DH000312	1	5	DP005312
180° door viewer - zinc base	PCP	1	DH000791	1	5	DP005791
180° door viewer - zinc base	PB	1	DH000314	1	5	DP005314
180° door viewer - zinc base	SCP	1	DH000794	-	-	-
Shutter for 180° door viewer	PCP	1	DH000791-SHU/ONLY	-	-	-
Shutter for 180° door viewer	SCP	1	DH000794-SHU/ONLY	-	-	-

Fire rated door viewer



30mm 30mm 23mm



- Supplied with intumescent sheet
- 200° viewer
- Complete with shutter
- Suitable for doors 35-60mm thick

Boxed		
Finish	Unit qty	Product code
PCP	1	DH000768
SCP	1	DH000769

Letter plate



• Rear fixing

76mm 254mm

Euro slot		Case qty	Product code
Finish	Unit qty		
SAA	1	3	DP005710

Letter plate



• Face fixing

Description	Finish	Boxed		Euro slot		
		Unit qty	Product code	Unit qty	Case qty	Product code
254x76mm	SAA	1	DH000711	1	3	DP005711
305x76mm	SAA	1	DH000712	-	-	-

Victorian letter plate



Description	Finish	Boxed		Euro slot		
		Unit qty	Product code	Unit qty	Case qty	Product code
254x76mm - premier	PCP	1	DH003290	1	3	DP008290
254x76mm - standard	PB	1	DH000290	1	3	DP005290
305 x 102mm	PB	1	DH000242	1	3	DP005242
279x81mm inner flap	PCP	1	DH003245	1	3	DP008245

Sleeve letter plate



Description	Finish	Boxed		Euro slot		
		Unit qty	Product code	Unit qty	Case qty	Product code
254mm 40/80 sleeved	GOLD	1	DH001740	1	2	DP006740
254mm 40/80 sleeved	SIL	1	DH001742	1	2	DP006742
254mm 40/80 sleeved	WH	1	DH001741	1	2	DP006741

Inner flap



76mm 254mm

Euro slot		Case qty	Product code
Finish	Unit qty		
SAA	1	3	DP005710

Victorian postal knocker



Description	Finish	Boxed		Euro slot		
		Unit qty	Product code	Unit qty	Case qty	Product code
Postal knocker	PB	1	DH000244	1	3	DP005244

Door knocker



Euro slot		Case qty	Product code
Finish	Unit qty		
PB	1	5	DP005250

Projecting door stop



• 63mm projecting door stop on round base

63mm

Euro slot		Case qty	Product code
Finish	Unit qty		
PB	1	5	DP005309

Projecting door stop



- Pencil or face fixed design
- Various sizes

Description	Finish	Boxed		Euro slot		
		Unit qty	Product code	Unit qty	Case qty	Product code
63mm face fixed	PCP	1	DH003349	1	5	DP008349
76mm face fixed	PCP	1	DH003350	1	5	DP008350
70mm pencil	PCP	1	DH003298	1	5	DP008298
100mm pencil	PCP	1	DH003298/4	-	-	-

Projecting door stop



- Face fixed or concealed design
- 2 alternative sizes

Description	Finish	Boxed		Euro slot		
		Unit qty	Product code	Unit qty	Case qty	Product code
63mm face fixed	SAA	1	DH000816	1	5	DP005816
76mm concealed	SAA	1	DH000813-76MM	-	-	-

Projecting door stop



- 2 alternative sizes

Description	Finish	Boxed		Euro slot		
		Unit qty	Product code	Unit qty	Case qty	Product code
63mm	SCP	1	DH004349	1	5	DP009349
63mm	SNP	1	DH004349-SNP	-	-	-
76mm	SCP	1	DH004350	-	-	-
76mm	SNP	1	DH004350-SNP	-	-	-

Projecting door stop



75mm

Description	Finish	Boxed		Euro slot		
		Unit qty	Product code	Unit qty	Case qty	Product code
Door stop	SSS	1	DH003771	1	5	DP008771

Projecting door stop



- Screw in design
- Manufactured from Grade 304 steel

90mm

Description	Finish	Euro slot		Product code
		Unit qty	Case qty	
Projecting door stop	SSS	1	10	J-DS102SS

Sprung door stop



76mm

Description	Finish	Boxed		Euro slot		
		Unit qty	Product code	Unit qty	Case qty	Product code
Sprung door stop	BZP	1	DH000323	1	5	DP005323
Sprung door stop	PB	1	DH000311	1	5	DP005311

Tread-stop Snap resistant

A revolutionary magnetic doorstop designed to withstand anything that would break a conventional doorstop.

See page 229 for more information



Rubber door stop



- 35mm
- 2 per card



Description	Finish	Boxed		Euro slot		
		Unit qty	Product code	Unit qty	Case qty	Product code
Door stop	BLK	1	DH000800	1	5	DP005800
Door stop	WH	1	DH000799	1	5	DP005799

Oval door stop



Description	Finish	Boxed		Euro slot		
		Unit qty	Product code	Unit qty	Case qty	Product code
Door stop	PCP	1	DH003306	1	5	DP008306
Door stop	SAA	1	DH000815	1	5	DP005815
Door stop	SCP	1	DH004306	1	5	DP009306
Door stop	SNP	1	DH004306-SNP	-	-	-
Door stop	SSS	1	DH003770	1	5	DP008770

Oval door stop



- 24mm
- 45mm

Boxed			
Finish	Unit qty	Case qty	Product code
SSS	1	10	J-DS102SS

Shielded door stop



- 38mm

Euro slot			
Finish	Unit qty	Case qty	Product code
SAA	1	5	DP005814

Collared door stop



- 40mm
- 30mm

Description	Finish	Boxed		Euro slot		
		Unit qty	Product code	Unit qty	Case qty	Product code
Door stop	SSS	1	DH003772	1	5	DP008772
Door stop	PSS	1	DH003772-PSS	-	-	-

Magnetic tread door stop



Designed to withstand anything that would break a normal door stop



- Magnetic tread door stop
- Snap resistant
- Designed to withstand anything that would break a normal door stop

- 80mm
- 19mm

Boxed		
Finish	Unit qty	Product code
SSS	1	DH003730

Cabin hook



Description	Finish	Boxed		Euro slot		
		Unit qty	Product code	Unit qty	Case qty	Product code
102mm	PCP	1	DH003342	1	5	DP008342
102mm	PB	1	DH000342	1	5	DP005342
102mm	SCP	1	DH004342	1	5	DP009342
152mm	PCP	1	DH003343	1	5	DP008343
152mm	PB	1	DH000343	1	5	DP005343
152mm	SCP	1	DH004343	1	5	DP009343
203mm	PCP	1	DH003344	1	5	DP008344
203mm	PB	1	DH000344	1	5	DP005344
203mm	SCP	1	DH004344	1	5	DP009344

Cabin hook



		Euro slot				
Description	Finish	Unit qty	Case qty	Product code		
102mm	GALV	1	5	DP006311		
152mm	GALV	1	5	DP006313		
203mm	GALV	1	5	DP006316		

Cabin hook



		Boxed		Euro slot		
Description	Finish	Unit qty	Product code	Unit qty	Case qty	Product code
102mm	BLK	1	DH001310	1	5	DP006310
152mm	BLK	1	DH001312	1	5	DP006312
203mm	BLK	1	DH001314	1	5	DP006314

Hook



- Heavy duty premier option
- Hat and coat or double wardrobe designs

		Boxed		Euro slot		
Description	Finish	Unit qty	Product code	Unit qty	Case qty	Product code
Hat and coat - prem	SCP	-	-	1	5	DP009263
Hat and coat - std	SCP	1	DH004319	1	5	DP009319
Dbl wardrobe - std	SCP	1	DH004318	1	5	DP009318

Hook



- Hat and coat, double wardrobe or single robe design

		Boxed		Euro slot		
Description	Finish	Unit qty	Product code	Unit qty	Case qty	Product code
Hat and coat	PB	1	DH000319	1	5	DP005319
Hat and coat	PCP	1	DH003319	1	5	DP008319
Double wardrobe	PCP	1	DH003318	1	5	DP008318
Single robe	PCP	1	DH004321	1	5	DP008321

Hook



- Hat and coat or wardrobe hook design
- 2 per card

127mm

		Boxed		Euro slot		
Description	Finish	Unit qty	Product code	Unit qty	Case qty	Product code
Hat and coat	SAA	1	DH000770	1	5	DP005770
Wardrobe	SAA	1	DH000771	1	5	DP005771

Hook rack



- Supplied with a plastic display hanger
- 4 hook design

71mm 400mm 30mm

		Euro slot	
Description	Finish	Unit qty	Product code
Hook rack	PCP	1	DH003510
Hook rack	PB	1	DH003512
Hook rack	SCP	1	DH003511

Retractable hook rack



- 4 or 5 hook design

55mm 370mm 28mm

		Euro slot	
Description	Finish	Unit qty	Product code
4 hooks	WH/SCP	1	DH003515
5 hooks	PINE/SCP	1	DH003514

Counterflap catch



		Euro slot	
Description	Finish	Unit qty	Product code
Catch	PCP	1	DH003307
Catch	BR	1	DH000307

Double ball catch



• 2 per pack

43mm

Description	Finish	Boxed		Euro slot		
		Unit qty	Product code	Unit qty	Case qty	Product code
Catch	PCP	1	DH002225-CP	1	5	DX40025
Catch	BR	1	DH002225	1	5	DX40026

Adjustable roller catch



Description	Finish	Boxed		Euro slot		
		Unit qty	Product code	Unit qty	Case qty	Product code
Catch	ALU	1	DH002220	1	5	DP007220
Catch	PCP	-	-	1	5	DX40029

Heavy duty adjustable roller catch



51mm

Finish	Boxed	
	Unit qty	Product code
SSS	1	DH002229
PB	1	DH002228

Touch latch



Description	Finish	Boxed		Euro slot		
		Unit qty	Product code	Unit qty	Case qty	Product code
Latch	STEEL	1	DH002212	1	5	DX40027

Grab rail



25mm 300mm

25mm 450mm

Description	Finish	Euro slot	
		Unit qty	Product code
300x25mm	PCP	1	DH002670
300x25mm	WH	1	DH002675
450x25mm	PCP	1	DH002671
450x25mm	WH	1	DH002676

Toilet roll holder



25mm 130mm 75mm

Description	Finish	Boxed		Euro slot		
		Unit qty	Product code	Unit qty	Case qty	Product code
Holder	SAA	1	DH000760	1	5	DP005760
Holder	ZP	1	DH000758	-	-	-

Facility indicator bolt



Finish	Boxed		Euro slot	
	Unit qty	Product code	Unit qty	Product code
SAA	1	J37651-AS	1	DP005765

Indicator bolt



125mm 180mm 65mm

Description	Finish	Boxed		Euro slot		
		Unit qty	Product code	Unit qty	Case qty	Product code
Indicator bolt	PCP	1	DH003702	1	5	DP008702
Indicator bolt	PB	1	DH003700	1	5	DP008700
Indicator bolt	SNP	1	DH003701	1	5	DP008701

Emergency release



- Designed for use where an emergency function is required
- Concealed fixings
- Manufactured from Grade 304 steel
- Uses a 5mm spindle

54mm

Finish	Boxed		Product code
	Unit qty	Case qty	
SSS	1	10	J-1000ERSS

BS EN 1634
Part 1: 2000 assessed for use on 60 minute timber fire doors

Large turn bar



- Ideal for use on bathroom doors
- Concealed fixings
- Manufactured from Grade 304 steel
- Uses a 5mm spindle

54mm

Finish	Boxed		Product code
	Unit qty	Case qty	
SSS	1	10	J-1000LTSS

EN 1634
Part 1: 2000 assessed for use on 60 minute timber fire doors

Standard thumb turn



- Ideal for use on bathroom doors
- Concealed fixings
- Manufactured from Grade 304 steel
- Uses a 5mm spindle

54mm

Finish	Boxed		Product code
	Unit qty	Case qty	
SSS	1	10	J-1000TSS

BS EN 1634
Part 1: 2000 assessed for use on 60 minute timber fire doors

Numerals and letters



*For numerals 1 to 9, replace ** at the end of the product code with the required number 76mm

- Screw fixing
- Numerals 0 to 9
- Letters A and B

Description	Finish	Boxed		Euro slot		
		Unit qty	Product code	Unit qty	Case qty	Product code
Letter 'A'	PB	1	DH000443	1	5	DP005443
Letter 'B'	PB	1	DH000444	-	-	-
Numeral '0'	PCP	1	DH003400	1	5	DP008400
Numeral '0'	PB	1	DH000400	1	5	DP005400
Numeral '0'	SCP	1	DH004400	1	5	DP009400
Numerals 1 to 9*	PCP	1	DH00340*	1	5	DP00840*
Numerals 1 to 9*	PB	1	DH00040*	1	5	DP00540*
Numerals 1 to 9*	SCP	1	DH00440*	1	5	DP00940*

Door signs



- Facility signs
- Manufactured from Grade 304 steel
- Screw or adhesive fixing

75mm

Description	Boxed		Fixing	
	Unit qty	Case qty	Self adhesive	Drilled
Baby change	1	20	AA-BABCHG-SADH-SS	AA-BABCHG-DRL-SS
Unisex	1	20	AA-UNISEX-SADH-SS	AA-UNISEX-DRL-SS
Female	1	20	AA-FEM-SADH-SS	AA-FEM-DRL-SS
Male	1	20	AA-MALE-SADH-SS	AA-MALE-DRL-SS
Disabled	1	20	AA-DISBLD-SADH-SS	AA-DISBLD-DRL-SS
Shower	1	20	AA-SHWR-SADH-SS	AA-SHWR-DRL-SS

Fire door signs



- Fire door keep shut or Fire door keep locked
- Screw on design
- 2 per pack

75mm

Description	Finish	Euro slot	
		Unit qty	Product code
FDKS	SAA	1	FB139
FDKL	SAA	1	FB140

Kick plate



- Screw on design
- Various sizes

Description	Finish	Boxed		Euro slot		
		Unit qty	Product code	Unit qty	Case qty	Product code
762x152mm	SAA	1	DH000846	1	1	DP005846
762x150mm	SSS	1	DH003776	1	1	DP008776
800x150mm	SAA	1	DH000845	-	-	-
800x150mm	SSS	1	DH003777	1	1	DP008777
838x152mm	SAA	1	DH000847	-	-	-
838x150mm	SSS	1	DH003778	-	-	-

Finger plate



- With or without 'Push' sign
- Screw on design

305mm 76mm

Description	Finish	Boxed		Euro slot		
		Unit qty	Product code	Unit qty	Case qty	Product code
Blank	SAA	1	DH000850	1	5	DP005850
'Push'	SAA	1	DH000852	1	5	DP005852

Finger plate



- Screw on design

279mm 63mm

Finish	Euro slot		
	Unit qty	Case qty	Product code
PCP	1	5	DP008248
PB	1	5	DP005248

Finger plate



- Screw on design

279mm 63mm

Description	Finish	Euro slot		
		Unit qty	Case qty	Product code
279x63mm	PB	1	5	DP005248

Finger plate



- Screw on design
- 2 size options

Description	Finish	Boxed		Euro slot		
		Unit qty	Product code	Unit qty	Case qty	Product code
300x75mm	SSS	1	DH003755	1	5	DP053755
350x100mm	SSS	1	DH003756	-	-	-

J lock



- Quick installation – install in just 6 minutes
- Simple intuitive locking mechanism
- Spring loaded to ensure the barrel bolt stays in place
- Can be used on a wide range of doors, from standard double doors to bi-fold or sliding doors
- Minimum door thickness 30mm

95mm

Description	Finish	Boxed		
		Unit qty	Case qty	Product code
279x63mm	SSS	1	5	DP005248

Flush bolt



- Radius end options

Description	Finish	Boxed		Euro slot		
		Unit qty	Product code	Unit qty	Case qty	Product code
152x19mm	PCP	1	DH000550	1	5	DP008550
152x19mm - radius end	PCP	1	DH000550R	-	-	-
152x19mm	SCP	1	DH000540	1	5	DP009550
203x19mm	PCP	1	DH000552	-	-	-
203x19mm	SCP	1	DH000542	1	5	DP009552
203x19mm	SSS	1	DH003745	-	-	-
203x19mm - radius end	SSS	1	DH003745R	-	-	-

Flush bolt



- Suitable for use on swing or sliding doors
- Sprung lever action
- Flush installation
- Radiused corners for simple door preparation

20.5mm 150mm

Description	Finish	Boxed	
		Case qty	Product code
Bolt	SS	1	J8060-150-SS

Slide bolt



102mm or 152mm

Description	Finish	Boxed		Euro slot		
		Unit qty	Product code	Unit qty	Case qty	Product code
102mm	PCP	1	DH004302	1	5	DP008302
152mm	PCP	1	DH004303	1	5	DP008303
102mm	PB	1	DH000301	1	5	DP005301
152mm	PB	1	DH000303	1	5	DP005303

Security door chain



38mm 80mm

Description	Finish	Boxed	
		Unit qty	Product code
Chain	PCP	1	DH003012

Narrow style door chain



38mm 80mm 2mm

Description	Finish	Boxed		Euro slot		
		Unit qty	Product code	Unit qty	Case qty	Product code
Chain	PB	1	DH003010	1	5	DP008010
Chain	SCP	1	DH003007	-	-	-

Door chain



Description	Finish	Boxed		Euro slot		
		Unit qty	Product code	Unit qty	Case qty	Product code
Chain	PCP	1	DH000793-ST	-	-	-
Chain	PEB	1	DH000310F	-	-	-
Chain	PB	1	DH000310	1	5	DP005310

Door guard



60mm 100mm 32mm

Description	Finish	Boxed	
		Case qty	Product code
Door guard	PCP	1	DH003011
Door guard	PB	1	DH003009

Straight barrel bolt



• Various sizes



Description	Finish	Boxed		Euro slot		
		Unit qty	Product code	Unit qty	Case qty	Product code
51x25mm	PEB	1	DH000520	-	-	-
51x25mm	PCP	1	DH000520CP	-	-	-
76x25mm	PEB	1	DH000522	-	-	-
76x25mm	PCP	1	DH000522CP	1	5	AX000021
76x25mm	PB	-	-	1	5	AX000003
102x25mm	PEB	1	DH000524	-	-	-
102x25mm	PCP	1	DH000524CP	1	5	AX000022
102x25mm	PB	-	-	1	5	AX000004

Straight barrel bolt



• Various sizes



Description	Finish	Euro slot		
		Unit qty	Case qty	Product code
50mm	SAA	1	5	DX40013
50mm	PEB	1	5	DX40010
50mm	PCP	1	5	DX40006
75mm	SAA	1	5	DX40015
75mm	PEB	1	5	DX40011
75mm	PCP	1	5	DX40007
100mm	SAA	1	5	DX40016
100mm	PEB	1	5	DX40012
100mm	PCP	1	5	DX40008
150mm	SAA	1	5	DX40042
150mm	PEB	1	5	DX40041
150mm	PCP	1	5	DX40040

Straight barrel bolt



• Heavy duty
• Various sizes



Description	Finish	Boxed		Euro slot		
		Unit qty	Product code	Unit qty	Case qty	Product code
102x38mm	PCP	1	DH003560CP	1	5	DP008560
102x38mm	SCP	1	DH004560	1	5	DP009560
152x38mm	PB	1	DH000562	1	5	DP005562
152x38mm	PCP	1	DH003562	1	5	DP008562
152x38mm	SCP	1	DH004562	1	5	DP009562
203x38mm	SCP	1	DH004563	1	5	DP009563

Solid brass necked barrel bolt



• Various sizes



Description	Finish	Boxed		Euro slot		
		Unit qty	Product code	Unit qty	Case qty	Product code
76x25mm	PB	-	-	1	5	AX000006
76x25mm	PCP	-	-	1	5	AX000019
102x25mm	PB	-	-	1	5	AX000007
102x25mm	PCP	1	DH000529CP	1	5	AX000024
152x25mm	PCP	1	DH000530CP	-	-	-
102x38mm	PCP	1	DH003560NKD	-	-	-
102x38mm	SCP	1	DH004560NKD	-	-	-
152x38mm	PCP	1	DH003562NKD	-	-	-
152x38mm	SCP	1	DH004562NKD	-	-	-
203x38mm	SCP	1	DH004563NKD	-	-	-

Necked barrel bolt



• Various sizes



Description	Finish	Euro slot		
		Unit qty	Case qty	Product code
75mm	SAA	1	5	DX40017
75mm	PEB	1	5	DX40004
75mm	PCP	1	5	DX40002
100mm	SAA	1	5	DX40021
100mm	PEB	1	5	DX40005
100mm	PCP	1	5	DX40043

Nuts and bolts



Description	Euro slot		
	Unit qty	Case qty	Product code
Nuts and bolts pan head M3 x 25mm (x12)	1	5	RX74025
Nuts and bolts pan head M5 x 25mm (x10)	1	5	RX74026
Nuts and bolts pan head M5 x 50mm (x4)	1	5	RX74027
Nuts and bolts pan head M6 x 50mm (x4)	1	5	RX74028
Nuts and bolts pan head M6 x 75mm (x2)	1	5	RX74029
Nuts and bolts countersunk M3 x 25mm (x12)	1	5	RX74030
Nuts and bolts countersunk M5 x 20mm (x11)	1	5	RX74031
Nuts and bolts countersunk M5 x 50mm (x4)	1	5	RX74032

Repair washers



Description	Euro slot		
	Unit qty	Case qty	Product code
Repair washers M6 x 25 (x10)	1	5	RX75099
Repair washers M8 x 30 (x8)	1	5	RX75100

Mirror screws



Description	Euro slot		
	Unit qty	Case qty	Product code
25mm mirror screws with rubber washers (x4)	1	5	RX74011
32mm mirror screws with rubber washers (x4)	1	5	RX74012
38mm mirror screws with rubber washers (x4)	1	5	RX74013
50mm mirror screws with rubber washers (x4)	1	5	RX74014

Screw cup washer



Description	Finish	Euro slot		
		Unit qty	Case qty	Product code
Screw cup washer No.6 (x50)	EB	1	5	RX70006
Screw cup washer No.8 (x50)	EB	1	5	RX70007
Screw cup washer No.10 (x50)	EB	1	5	RX70008
Screw cup washer No.6 (x50)	NP	1	5	RX70009
Screw cup washer No.8 (x50)	NP	1	5	RX70010
Screw cup washer No.10 (x50)	NP	1	5	RX70011

Screw caps and covers



Description	Finish	Euro slot		
		Unit qty	Case qty	Product code
Screw caps and covers (x20)	WH	1	5	RX70024
Screw caps and covers (x20)	BROWN	1	5	RX70025
Hinged cover caps (x500)	WH	1	5	RX70042
Hinged cover caps 10-12G (x10)	WH	1	5	RX75088

Screw caps and covers



Description	Finish	Euro slot		
		Unit qty	Case qty	Product code
Pozi screw caps (x50)	WH	1	5	RX70027
Pozi screw caps (x50)	BROWN	1	5	RX70028

Plastidomes



Description	Finish	Euro slot		
		Unit qty	Case qty	Product code
Plastidomes (x10)	WH	1	5	RX70038
Plastidomes (x100)	WH	1	5	RX70039
Plastidomes (x10)	CH	1	5	RX70040
Plastidomes (x100)	CH	1	5	RX70041

Panel pins



Description	Euro slot		
	Unit qty	Case qty	Product code
Panel pins 5/8" 100g	1	5	RX74100
Panel pins 3/4" 100g	1	5	RX74101
Panel pins 1" 100g	1	5	RX74102
Panel pins 1 1/4" 100g	1	5	RX74103
Panel pins 1 1/2" 100g	1	5	RX74104

Netting staples



Description	Euro slot		
	Unit qty	Case qty	Product code
Netting staples 15mm 250g	1	5	RX74109
Netting staples 20mm 250g	1	5	RX74110

Vine eyes



Description	Euro slot		
	Unit qty	Case qty	Product code
76mm vine eyes (x3)	1	5	RX75046
100mm vine eyes (x2)	1	5	RX75063



You can be safe in the knowledge that we've gone above and beyond to make sure hardware meets safety and security standards, for total peace of mind.

Screw eyes



Description	Euro slot		
	Unit qty	Case qty	Product code
35mm screw eyes (x6)	1	5	RX75056
40mm screw eyes (x5)	1	5	RX75057
45mm screw eyes (x4)	1	5	RX75058
55mm screw eyes (x3)	1	5	RX75059
65mm screw eyes (x2)	1	5	RX75060
75mm screw eyes (x1)	1	5	RX75061

Cup hook



Description	Finish	Euro slot		
		Unit qty	Case qty	Product code
Cup hook 1" (x6)	EB	1	5	RX75001
Cup hook 1 1/4" (x5)	EB	1	5	RX75002
Cup hook 1 1/2" (x4)	EB	1	5	RX75003
Cup hook 1" (x6)	WH	1	5	RX75006
Cup hook 1 1/4" (x5)	WH	1	5	RX75007
Cup hook 1 1/2" (x4)	WH	1	5	RX75008

'M' hooks



Description	Euro slot		
	Unit qty	Case qty	Product code
55mm steel 'M' hooks (x3)	1	5	RX75072
60mm steel 'M' hooks (x3)	1	5	RX75073
80mm steel 'M' hooks (x2)	1	5	RX75074
100mm steel 'M' hooks (x1)	1	5	RX75075

Glass plates



Description	Euro slot		
	Unit qty	Case qty	Product code
25mm glass plates slotted (x4)	1	5	RX74006
32mm glass plates slotted (x4)	1	5	RX74007
38mm glass plates slotted (x4)	1	5	RX74008
50mm glass plates slotted (x4)	1	5	RX74009

Single picture hook



Description	Euro slot		
	Unit qty	Case qty	Product code
No.1 single picture hook (x6)	1	5	RX75019
No.2 single picture hook (x5)	1	5	RX75020

Double picture hook



Description	Euro slot		
	Unit qty	Case qty	Product code
Double picture hook (x4)	1	5	RX75021

Shelf supports



Description	Finish	Euro slot		
		Unit qty	Case qty	Product code
5mm push in shelf supports (x10)	WH	1	5	RX70018
Metal shelf supports (x10)	NP	1	5	RX75087

Radiator key



Description	Euro slot		
	Unit qty	Case qty	Product code
Radiator key T style (x1)	1	5	RX72021
Radiator key - clock style (x1)	1	5	RX72060



With over 600 branches, we're never far away.
Find your nearest stockist at uniononline.co.uk



0845 223 2124



uniononline.co.uk

Standards & legislation



Standards and Legislation play an ever increasing role in the construction industry, UNION is highly active in those areas that have an impact on our market.

Our aim is to introduce products that meet those standards and the needs of our customers while keeping them informed of changes that will affect the market

For more information on UNION's commitment to going above and beyond with industry standards or to view our Declarations of Performance, visit our website at www.uniononline.co.uk

CE and UKCA

During 2021 and 2022, UK accreditation needs are changing with UKCA mark coming into effect as the safety mark for architectural hardware and replacing CE mark in British law.

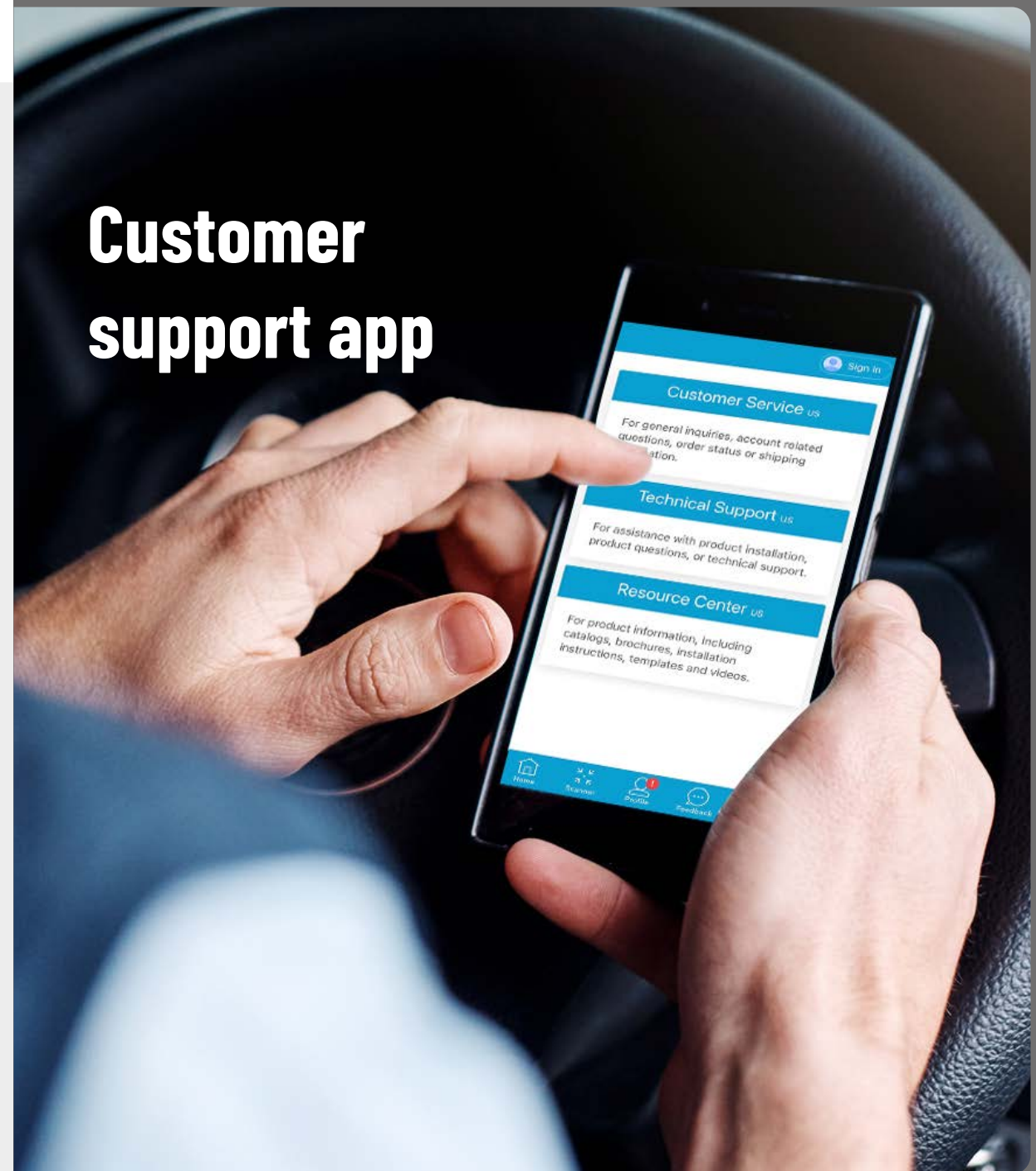
The CE mark remains valid for use in Northern Ireland and EU27.

ASSA ABLOY are using this time to apply for UKCA approvals on hardware currently CE marked so that all products will be dual branded at the time of changeover by 1st Jan 2023.

With this in mind, the brochure denotes where both marks will be valid. Please contact our customer service team or your area sales manager for more details.

Every effort has been made to ensure the accuracy of product information at time of publication in November 2021. We are continually developing our products and reserve the right to change the specification of the products within this catalogue with or without prior notice. Subject to our Terms and Conditions of trading, a copy of our T's and C's is available upon request. For further help or information, please visit uniononline.co.uk or call our customer service team.

Customer support app



Our ASSA ABLOY Customer Support app allows you to:

- Live chat
- Video call features
- Speak to technical support experts
- Send us photos for easier troubleshooting
- Out-of-hours support





ASSA ABLOY



0845 223 2124



uniononline.co.uk

ION

Performance you can trust