




HD72 Euro profile mortice lockcases

Modular and heavy-duty Euro profile lockcases

UNION

Technical support

We're here to help with technical support.

-  0845 223 2124
-  csdcomm@assaabloy.com
-  uniononline.co.uk

UNION

Mortice locks

You can trust

We have manufactured high-quality, British designed locks and door hardware for more than 180 years. While our brand has evolved and grown to include a larger family of products over time, they all share a common purpose: a commitment to first class quality and design, with products that make the lives of our customers easier.

From humble beginnings in 1840, we have grown from a family business to become a leader in British designed locks and door hardware around the world.

We started in Willenhall, the heart of the British lock-making industry in the 19th Century. And even as we've grown over the past 180 years, our roots in Willenhall remain.

Today, Willenhall is home to our state-of-the-art manufacturing facility and headquarters. We're proud to still be based here - an area steeped in heritage and history for the locks and door hardware industry.

But we always have one eye on tomorrow. Our mission is to become your number one choice for locks and door hardware, and so we're always looking to create products that make your job easier, while improving the lives of those using our products, day-in, day-out.

UNION's range of HD72 modular euro-profile heavy duty lockcases are designed to deliver high performance locking for years. HD72 lockcases cover typical installations including sashlock, deadlock, mortice latch, deadlocking nightlatch, bathroom lock and an emergency escape lock.

HD72 locks are the most reliable and durable mortice lock available, featuring a new heavy duty latch technology built in. But this is more than just about strength and durability. HD72 also has a contemporary design with cast steel latches and deadbolts being supplied with a durable chrome plated finish as standard throughout the range. And, with a 15 year guarantee you can recommend HD72 with confidence.



Unparalleled performance

HD72 locks are designed and engineered to last longer, extending door hardware lifecycles and reducing maintenance and replacement costs. HD72 has exceeded 3.5 million cycles - 14 times greater than the industry standard, set by BS EN 12209 - so can offer you a 15 year guarantee. That's the longest guarantee in the market.

Designed for heavy handles

Widen your choice of door furniture with HD72 support for heavy handles. The heavy springing and 1° angle follower provide support for handles up to 930g, giving you the freedom to be more design led in projects.

Security and safety made simple

HD72 locks are designed to be easy to use anywhere by anyone. They feature a 20mm single throw deadbolt to give simple, fast egress and security in just one turn.

Stylish design

HD72 gives the perfect look thanks to its high quality stainless steel finish available in square or radius forend, plus a splinter guard for a professional result.

A finish to match

HD72 is available with a range of finishes to suit your doors. From polished and satin stainless steel or chrome to brass in antique, brushed or high quality polished styles, you can add the perfect touch to a door.

HD72SL Euro profile sashlock

Heavy duty DIN Euro profile cylinder mortice deadlock.

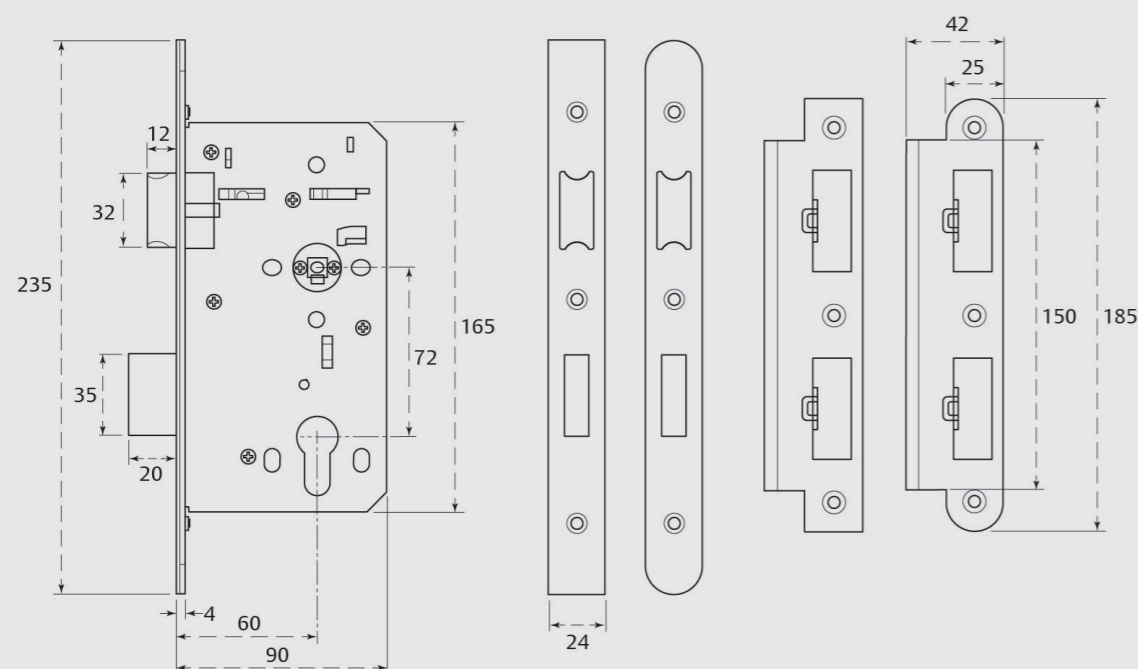
Features and benefits

- Durable latch follower technology cycle tested to 3.5 million operations
- Deadbolt tested to 50,000 cycles
- For use in high frequency areas with little incentive to exercise care with use
- Two piece faceplate provides clean aesthetics and easy maintenance
- Meets the requirements of Approved Document M and Equality Act 2010



Product specification	
Inner forend	Radius
Faceplate	Square or radius fixing points
Lever furniture fixing points	Accepts 38mm bolt-through fixing points
Reversible latch/handing	Yes
Angle of lever operation	N/A
Furniture	For use with sprung and light unsprung door furniture
Cylinder compatibility	Euro profile - single, double or cylinder with thumb turn
Backset	55, 60mm
Follower	8mm
Dimensions (D x H x W)	165mm 15mm 82/87mm
Centre distance	72mm
Deadbolt throw	20mm
Faceplate size	24mm
Latch and deadbolt finish	Latch - satin nicklel, Deadbolt - satin nicklel
Case material finish	Zinc plated
Faceplate and strike plate finish	SS, PB
Splinter guard	Plastic
Supplied with	Lockcase with faceplate, strike plate, plastic splinter guard, timber and metal fixings
Certified in compliance with	EN 12209, EN 1634-1, BS 8300

Dimensions



How to order			
Order code	Description	Backset	Finish
JHD72SL-S-SS60	DIN sashlock, with square faceplate	60mm	SS
JHD72SL-R-SS60	DIN sashlock, with radius faceplate	60mm	SS

HD72DL Euro profile deadlock

Heavy duty DIN Euro profile cylinder mortice deadlock.

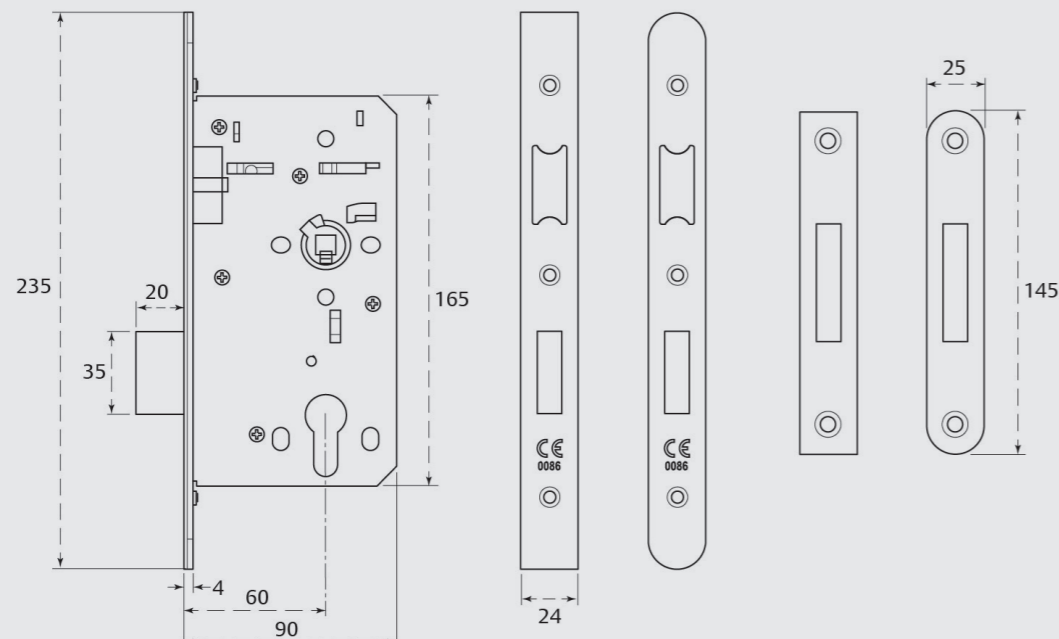
Features and benefits

- Deadbolt tested to 50,000 cycles
- For use in high frequency areas with little incentive to exercise care with use
- Two piece faceplate provides clean aesthetics and easy maintenance Meets the requirements of Approved Document M and Equality Act 2010
- Meets the requirements of Approved Document M and Equality Act 2010



Product specification	
Inner forend	Radius
Faceplate	Square or radius
Lever furniture fixing points	N/A
Reversible latch/handing	N/A
Angle of lever operation	N/A
Furniture	Push plate / pull handle
Cylinder compatibility	Euro profile - single, double or cylinder with thumb turn
Backset	60mm
Follower	8mm
Dimensions(D x H x W)	165mm 16mm 90mm
Centre distance	N/A
Deadbolt throw	20mm single throw
Faceplate size	24mm
Latch and deadbolt finish	Steel chrome plated
Case material finish	Heavy duty mild steel enclosed with silver finish
Faceplate and strike plate finish	SS (grade 304)
Splinter guard	Black plastic
Supplied with	Lockcase, face plate, strike plate, plastic splinter guard and fixings
Certified in compliance with	EN 12209, EN 1634-1, BS 8300

Dimensions



How to order			
Order code	Description	Backset	Finish
JHD72DL-S-SS60	DIN deadlock lock, with square faceplate	60mm	SS
JHD72DL-R-SS60	DIN deadlock lock, with radius faceplate	60mm	SS

HD72LA Euro profile latch

Heavy duty DIN Euro profile cylinder mortice latch.

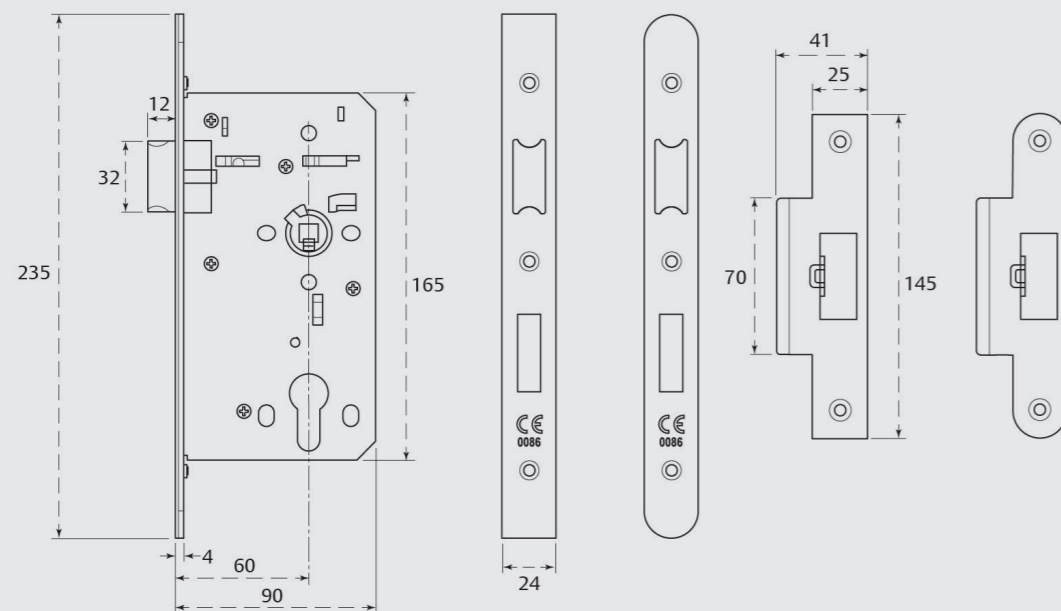
Features and benefits

- Durable latch follower technology cycle tested to 3.5 million operations
- For use in high frequency areas with little incentive to exercise care with use
- Two piece faceplate provides clean aesthetics and easy maintenance
- Meets the requirements of Approved Document M and Equality Act 2010



Product specification	
Inner forend	Radius
Faceplate	Square or radius
Lever furniture fixing points	Accepts 38mm bolt-through fixing points
Reversible latch/handing	Yes
Angle of lever operation	35°
Furniture	For use with sprung and unsprung door furniture up to 930g per pair
Cylinder compatibility	N/A
Backset	60mm
Follower:	8mm
Dimensions (D x H x W)	165mm x 16mm x 90mm
Centre distance	N/A
Deadbolt throw	N/A
Faceplate size	24mm
Latch and deadbolt finish	Steel chrome plated
Case material finish	Heavy duty mild steel enclosed with silver finish
Faceplate and strike plate finish	SS (grade 304)
Splinter guard	Black plastic
Supplied with	Lockcase, face plate, strike plate, plastic splinter guard and fixings
Certified in compliance with	EN 12209, EN 1634-1, BS 8300

Dimensions



How to order			
Order code	Description	Backset	Finish
JHD72LA-S-SS60	DIN latch, with square faceplate	60mm	SS
JHD72LA-R-SS60	DIN latch, with radius faceplate	60mm	SS

HD72WC bathroom lock

Heavy duty DIN mortice bathroom lock.

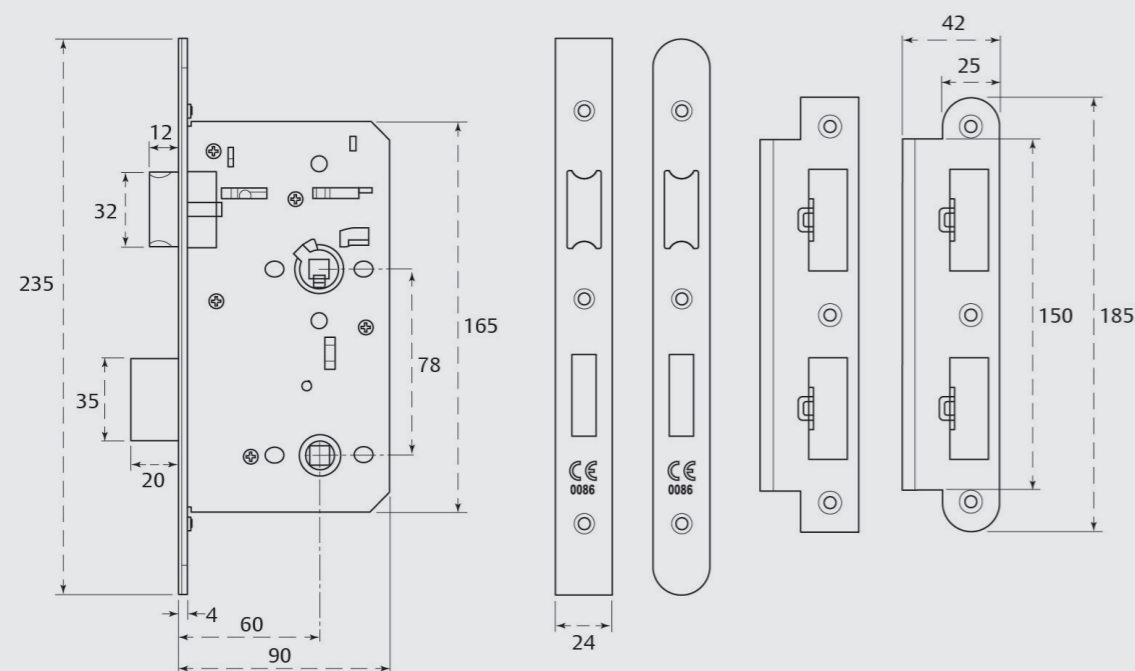
Features and benefits

- The bathroom follower is 8mm but is supplied with an adaptor to accept a 5mm spindle allowing turn and emergency releases to work with either a 5mm or 8mm
- Durable latch follower technology cycle tested to 3.5 million operations
- Deadbolt tested to 50,000 cycles
- For use in high frequency areas with little incentive to exercise care with use
- Meets the requirements of Approved Document M and Equality Act 2010



Product specification	
Inner forend	Radius
Faceplate	Square or radius
Lever furniture fixing points	Accepts 38mm bolt-through fixing points
Reversible latch/handing	Yes
Angle of lever operation	35°
Furniture	For use with sprung and unsprung door furniture up to 930g per pair
Cylinder compatibility	Indicator / thumb turn (5mm follower)
Backset	60mm
Follower	8mm
Dimensions (D x H x W)	165mm 16mm 90mm
Centre distance	78mm
Deadbolt throw	20mm single throw
Faceplate size	24mm
Latch and deadbolt finish	Steel chrome plated (Not SCP - satin chrome plated)
Case material finish	Heavy duty mild steel enclosed with silver finish
Faceplate and strike plate finish	SS (grade 304)
Splinter guard	Black plastic
Supplied with	Lockcase, face plate, strike plate, plastic splinter guard, fixings and spindle converter
Certified in compliance with	EN 12209, EN 1634-1, BS 8300

Dimensions



How to order			
Order code	Description	Backset	Finish
JHD72WC-S-SS60	DIN bathroom lock, with square faceplate	60mm	SS
JHD72WC-R-SS60	DIN bathroom lock, with radius faceplate	60mm	SS

HD72DNL Euro profile deadlocking nightlatch

Heavy duty DIN Euro profile cylinder mortice deadlocking nightlatch.

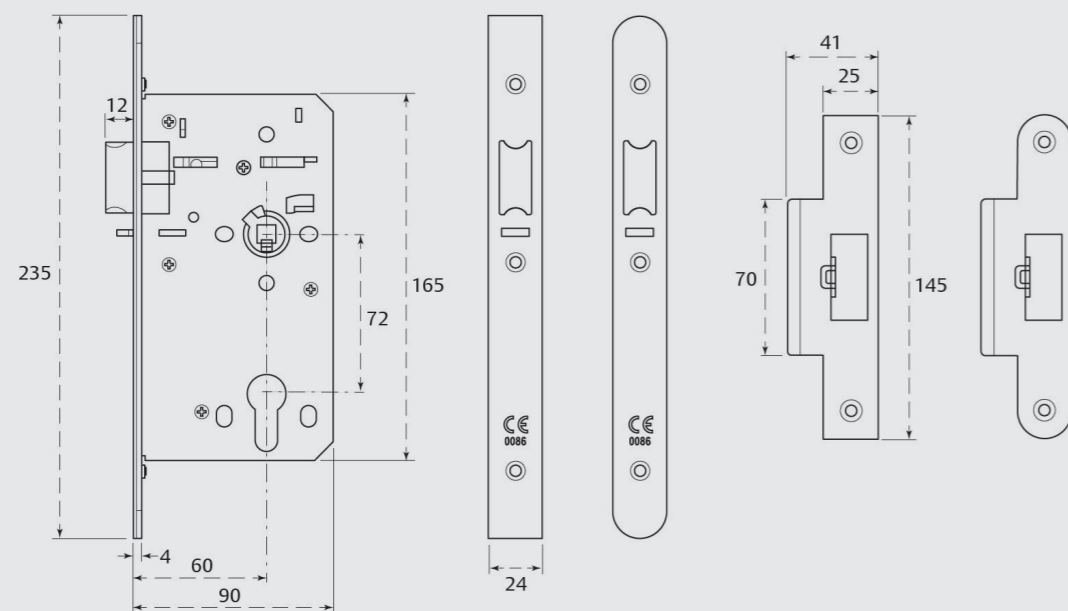
Features and benefits

- Latchbolt is automatically locked against end pressure by the anti-thrust bolt
- Durable latch follower technology cycle tested to 3.5 million operations
- For use in high frequency areas with little incentive to exercise care with use
- Two piece faceplate provides clean aesthetics and easy maintenance
- Meets the requirements of Approved Document M and Equality Act 2010



Product specification	
Inner forend	Radius
Faceplate	Square or radius
Lever furniture fixing points	Accepts 38mm bolt-through fixing points
Reversible latch/handing	Yes
Angle of lever operation	35°
Furniture	For use with sprung and unsprung door furniture up to 930g per pair
Cylinder compatibility	Euro profile - single, double or cylinder with thumb turn
Backset	60mm
Follower	8mm
Dimensions (D x H x W)	165mm 90mm 16mm
Centre distance	72mm
Deadbolt throw	20mm single throw
Faceplate size	24mm
Latch and deadbolt finish	Steel chrome plated
Case material finish	Heavy duty mild steel enclosed with silver finish
Faceplate and strike plate finish	SS (grade 304)
Splinter guard	Black plastic
Supplied with	Lockcase, face plate, strike plate, plastic splinter guard and fixings
Certified in compliance with	EN 12209, EN 1634-1, BS 8300

Dimensions



How to order			
Order code	Description	Backset	Finish
JHD72DNL-S-SS60	DIN deadlocking nightlatch, with square faceplate	60mm	SS
JHD72DNL-R-SS60	DIN deadlocking nightlatch, with radius faceplate	60mm	SS

HD72ESL Euro profile escape sashlock

Heavy duty DIN Euro profile cylinder mortice escape sashlock.

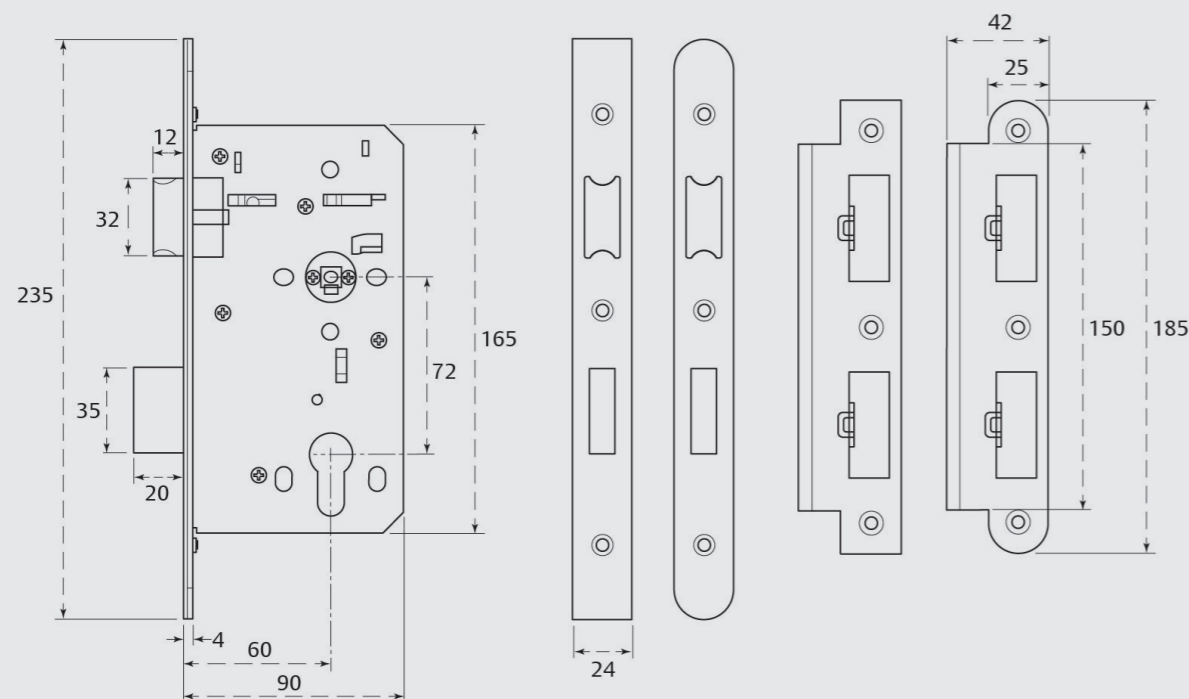
Features and benefits

- Tested in accordance with EN 179:2008 emergency exit devices when used with the J1000 01 lever handle
- Durable latch follower technology cycle tested to 3.5 million operations
- For use in high frequency areas with little incentive to exercise care with use
- Two piece faceplate provides clean aesthetics and easy maintenance
- Meets the requirements of Approved Document M and Equality Act 2010



Product specification	
Inner forend	Radius
Faceplate	Square or radius
Lever furniture fixing points	Accepts 38mm bolt-through fixing points
Reversible latch/handing	Yes
Angle of lever operation	35°
Furniture:	For use with sprung and unsprung door furniture up to 930g per pair
Cylinder compatibility	Euro profile – single, double or cylinder with thumb turn
Backset	60mm
Follower	8mm
Dimensions (D x H x W)	165mm x 16mm x 90mm
Centre distance	72mm
Deadbolt throw	20mm single throw
Faceplate size	24mm
Latch and deadbolt finish	Steel chrome plated
Case material finish	Heavy duty mild steel enclosed with silver finish
Faceplate and strike plate finish:	SS (grade 304)
Splinter guard	Black plastic
Supplied with	Lockcase, face plate, strike plate, plastic splinter guard, fixings and split spindle
Certified in compliance with	EN 12209, EN 1634-1, EN 179 only when used with J1000 01 lever handle, BS 8300

Dimensions



How to order			
Order code	Description	Backset	Finish
JHD72ESL-S-SS60	DIN escape sashlock, with square faceplate	60mm	SS
JHD72ESL-R-SS60	DIN escape sashlock, with radius faceplate	60mm	SS



ASSA ABLOY

ASSA ABLOY Opening Solutions UK and Ireland, Door Hardware Group,
School Street, Willenhall, West Midlands WV13 3PW, UK

Tel: 0845 223 2124

Email: csdcomm@assaabloy.com

Web: uniononline.co.uk

Every effort has been made to ensure the accuracy of product information at time of publication in November 2022. We are continually developing our products and reserve the right to change the specification of the products within this catalogue with or without prior notice. Subject to our Terms and Conditions of trading, a copy of our T's and C's is available upon request.

For further help or information, please visit uniononline.co.uk or call our customer service team.



Performance you can trust